


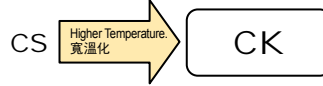
CK Series

CHIP TYPE, WIDE TEMPERATURE

貼片式, 寬溫品



- Operating with wide temperature range -40~+105°C
適用於 -40~+105°C 的寬溫範圍
- Load life of 2000 hours
負荷壽命 2000 小時
- RoHS & REACH compliant, Halogen-free
符合 RoHS 與 REACH, 無鹵

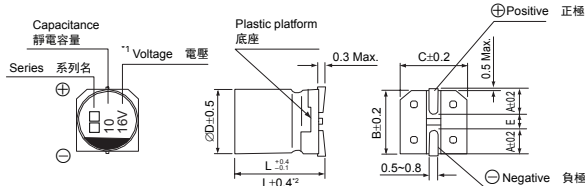


□ SPECIFICATIONS 特性表

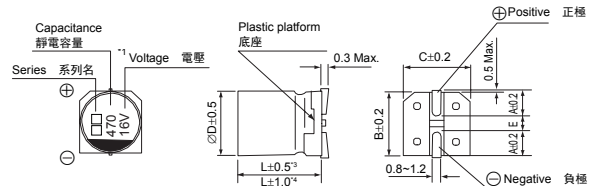
Items 項目	Characteristics 主要特性												
Operation Temperature Range 使用溫度範圍	-40 ~ +105°C												
Voltage Range 額定工作電壓範圍	4 ~ 450V												
Capacitance Range 靜電容量範圍	0.1 ~ 8200µF												
Capacitance Tolerance 靜電容量允許偏差	±20% at 120Hz, 20°C												
Leakage Current 漏電流	Rated Voltage 額定工作電壓	6.3 ~ 100V	160 ~ 450V										
	Case size 尺寸	Ø4~Ø10	Ø12.5~Ø18	Ø6.3~Ø18									
	Time 時間	After 2 min. application of rated voltage at 20°C 在 20°C 環境中施加額定工作電壓 2 分鐘後	After 1 min. application of rated voltage at 20°C 在 20°C 環境中施加額定工作電壓 1 分鐘後	After 5 min. application of rated voltage at 20°C 在 20°C 環境中施加額定工作電壓 5 分鐘後									
	Leakage current 漏電流	≤0.01CV or 3µA, whichever is greater ≤0.01CV 或 3µA, 取較大值	≤0.03CV or 4µA, whichever is greater ≤0.03CV 或 4µA, 取較大值	≤0.04CV+100µA, whichever is greater ≤0.04CV+100µA, 取較大值									
C: Nominal capacitance (µF) 標稱靜電容量, V: Rated voltage (V) 額定電壓													
Dissipation Factor (tan δ) 損耗角正切	Measurement frequency 測試頻率: 120Hz, Temperature 溫度: 20°C												
	Rated Voltage (V) 額定工作電壓	4	6.3	10	16	25	35	50	63	100	160~250	350~450	
tan δ (max.) 最大損耗角正切	Ø4~Ø10	0.42	0.30	0.26	0.22	0.16	0.14	0.12	0.10	0.10	0.20	0.25	
	Ø12.5~Ø18	0.45	0.38	0.34	0.30	0.26	0.22	0.18	0.14	0.10	0.20	0.25	
Stability at Low Temperature 低溫特性	Measurement frequency 測試頻率: 120Hz												
	Rated Voltage (V) 額定工作電壓												
	Impedance Ratio 阻抗比	Ø4~Ø10	Z(-25°C)/Z(20°C)	7	4	3	2	2	2	2	3	2	3
			Z(-40°C)/Z(20°C)	15	8	6	4	4	3	3	4	3	6
ZT/Z20 (max.)	Ø12.5~Ø18	Z(-25°C)/Z(20°C)	7	5	4	3	2	2	2	2	2	4	
		Z(-40°C)/Z(20°C)	17	12	10	8	5	4	3	3	6	10	
Load Life 高溫負荷特性	After 2000 hours application of the rated voltage at 105°C, they meet the characteristics listed below. 在 105°C 環境中施加額定工作電壓 2000 小時後, 電容器的特性符合下表的要求。												
	Capacitance Change 靜電容量變化率	Within ±20% of initial value for capacitors of 10V or more (Within ±30% of initial value for capacitors of 4V or less) ≥10V 為初始值的±20%以內 (≤4V 為初始值的±30%以內)											
	Dissipation Factor 損耗角正切	200% or less of initial specified value 不大於規範值的 200%											
Shelf Life 高溫貯存特性	After leaving capacitors under no load at 105°C for 1000 hours, they meet the specified value for load life characteristics listed above. 在 105°C 環境中無負荷放置 1000 小時後, 電容器的特性符合高溫負荷特性中所列的規定值。												
	Leakage Current 漏電流	initial specified value or less 不大於規範值											
	Capacitance Change 靜電容量變化率	Within ±10% of initial value 初始值的±10%以內											
Resistance to Soldering Heat 耐焊接熱特性 (Please refer page 23 for soldering conditions) (焊接條件請查閱第 23 頁)	After reflow soldering and restored at room temperature, they meet the characteristics listed below. 經過回流焊並冷卻至室溫後, 電容器的特性符合下表的要求。												
	Dissipation Factor 損耗角正切	initial specified value or less 不大於規範值											
	Leakage Current 漏電流	initial specified value or less 不大於規範值											
Marking 標識	Black print on the case top. 鋁殼頂部黑字印刷。												

□ DRAWING 外形圖 (Unit: mm)

(Ø4~Ø6.3×7.7)



(Ø8×10.5~Ø18)



- *1. Voltage mark for 6.3V is [6V]
- *2. Applicable to Ø6.3×7.7
- *3. Applicable to Ø8×10.5~Ø10
- *4. Applicable to Ø12.5~Ø18

- 6.3V 的產品標識為 [6V]
- 適用於 Ø6.3×7.7
- 適用於 Ø8×10.5~Ø10
- 適用於 Ø12.5~Ø18

Dimension table in next page.
尺寸表見下一頁。

Note: All design and specifications are for reference only and is subject to change without prior notice. If any doubt about safety for your application, please contact us immediately for technical assistance before purchase.

注: 以上所提供的設計及特性參數僅供參考, 任何修改不作預先通知。如果在使用上有疑問, 請在採購前與我們聯繫, 以便提供技術上的協助。

CAT.2019/V4

CK Series

□ DIMENSIONS (Unit: mm) 尺寸表

∅D x L	4 x 5.4	5 x 5.4	6.3 x 5.4	6.3 x 7.7	8 x 10.5	10 x 10.5	10 x 13.5	12.5 x 13.5	12.5 x 16	16 x 16.5	18 x 16.5	18 x 18.5
A	2.0	2.2	2.6	2.6	3.0	3.3	3.3	4.9	4.9	5.8	6.2	6.2
B	4.3	5.3	6.6	6.6	8.4	10.4	10.4	13.0	13.0	17.0	19.0	19.0
C	4.3	5.3	6.6	6.6	8.4	10.4	10.4	13.0	13.0	17.0	19.0	19.0
E ± 0.2	1.0	1.4	1.9	1.9	3.1	4.7	4.7	4.7	4.7	6.4	6.4	6.4
L	5.4	5.4	5.4	7.7	10.5	10.5	13.5	13.5	16.0	16.5	16.5	18.5

□ DIMENSIONS & MAXIMUM PERMISSIBLE RIPPLE CURRENT 規格尺寸及最大允許紋波電流

WV Code 代碼	μF	4		6.3		10		16		25	
		0G		0J		1A		1C		1E	
4.7	4R7							4 x 5.4	13	4 x 5.4	17
10	100							4 x 5.4	20	5 x 5.4 (4 x 5.4)	23 (20)
22	220	4 x 5.4	20	4 x 5.4	23	5 x 5.4 (4 x 5.4)	29 (22)	5 x 5.4 (4 x 5.4)	32 (25)	6.3 x 5.4 (5 x 5.4)	39 (32)
33	330	5 x 5.4 (4 x 5.4)	30 (25)	5 x 5.4 (4 x 5.4)	34 (30)	5 x 5.4 (4 x 5.4)	35 (30)	6.3 x 5.4 (5 x 5.4)	45 (35)	6.3 x 5.4 (5 x 5.4)	48 (35)
47	470	5 x 5.4 (4 x 5.4)	36 (30)	5 x 5.4 (4 x 5.4)	38 (35)	5 x 5.4	38	6.3 x 5.4 (5 x 5.4)	55 (40)	6.3 x 5.4	60
100	101	6.3 x 5.4 (5 x 5.4)	64 (54)	6.3 x 5.4 (5 x 5.4)	69 (59)	6.3 x 5.4 (5 x 5.4)	80 (60)	6.3 x 5.4	80	6.3 x 7.7 (6.3 x 5.4)	100 (80)
150	151	6.3 x 5.4	80	6.3 x 5.4	85	6.3 x 5.4	85	6.3 x 7.7	105	8 x 10.5 (6.3 x 7.7)	240 (120)
220	221	6.3 x 5.4	90	6.3 x 7.7 (6.3 x 5.4)	120 (95)	6.3 x 7.7 (6.3 x 5.4)	120 (95)	8 x 10.5 (6.3 x 7.7)	270 (120)	8 x 10.5	270
330	331	6.3 x 7.7	120	6.3 x 7.7	120	8 x 10.5 (6.3 x 7.7)	290 (135)	8 x 10.5	290	10 x 10.5 (8 x 10.5)	380 (290)
470	471	6.3 x 7.7	120	8 x 10.5 (6.3 x 7.7)	320 (120)	10 x 10.5 (8 x 10.5)	380 (320)	10 x 10.5 (8 x 10.5)	380 (290)	10 x 10.5	380
680	681	8 x 10.5	320	8 x 10.5	350	10 x 10.5 (8 x 10.5)	380 (350)	10 x 10.5	380	10 x 13.5	400
1000	102	8 x 10.5	320	10 x 10.5 (8 x 10.5)	410 (350)	10 x 10.5	410	12.5 x 13.5 (10 x 13.5) (10 x 10.5)	550 (460) (410)	12.5 x 13.5	580
1500	152	10 x 10.5	410	10 x 13.5 (10 x 10.5)	450 (410)	10 x 13.5	460	12.5 x 13.5	550	12.5 x 16	850
2200	222	10 x 13.5 (10 x 10.5)	440 (410)	12.5 x 13.5 (10 x 13.5)	680 (560)	12.5 x 13.5	680	16 x 16.5 (12.5 x 16)	900 (750)	16 x 16.5	1050
3300	332	10 x 13.5	490	12.5 x 16 (12.5 x 13.5)	850 (810)	16 x 16.5	1000	16 x 16.5	1000	18 x 16.5	1150
4700	472	12.5 x 13.5	600	16 x 16.5	1000	16 x 16.5	1000	18 x 16.5	1225	18 x 18.5	1300
6800	682	16 x 16.5 (12.5 x 16)	950 (650)	18 x 16.5	1290	18 x 16.5	1290			Case size 尺寸	Ripple current 紋波電流
8200	822			18 x 18.5	1450	18 x 18.5	1450				

WV Code 代碼	μF	35		50		63		100	
		1V		1H		1J		2A	
0.1	0R1			4 x 5.4	2	4 x 5.4	2		
0.22	R22			4 x 5.4	4	4 x 5.4	4		
0.33	R33			4 x 5.4	4	4 x 5.4	4		
0.47	R47			4 x 5.4	5	4 x 5.4	5		
1	010			4 x 5.4	8	4 x 5.4	8	4 x 5.4	8
2.2	2R2			4 x 5.4	12	4 x 5.4	12	6.3 x 5.4 (5 x 5.4)	14 (12)
3.3	3R3	4 x 5.4	13	4 x 5.4	14	5 x 5.4	17	6.3 x 7.7 (6.3 x 5.4)	55 (20)
4.7	4R7	4 x 5.4	17	5 x 5.4 (4 x 5.4)	20 (14)	5 x 5.4	20	6.3 x 7.7 (6.3 x 5.4)	50 (21)
10	100	5 x 5.4 (4 x 5.4)	27 (18)	6.3 x 5.4 (5 x 5.4)	32 (27)	6.3 x 7.7 (6.3 x 5.4)	58 (32)	8 x 10.5 (6.3 x 7.7)	77 (58)
22	220	6.3 x 5.4 (5 x 5.4)	44 (36)	6.3 x 7.7 (6.3 x 5.4)	58 (44)	8 x 10.5 (6.3 x 7.7)	100 (58)	10 x 10.5 (8 x 10.5)	126 (100)
33	330	6.3 x 5.4	50	6.3 x 7.7	65	8 x 10.5	140	10 x 10.5	150
47	470	6.3 x 7.7 (6.3 x 5.4)	80 (58)	8 x 10.5 (6.3 x 7.7)	170 (70)	10 x 10.5 (8 x 10.5)	160 (170)	12.5 x 13.5 (10 x 13.5) (10 x 10.5)	250 (180) (160)
68	680					Case size 尺寸	Ripple current 紋波電流	12.5 x 13.5 (10 x 13.5)	300 (180)

•Case size ∅D×L(mm), ripple current (mA rms) at 105°C, 120Hz •尺寸∅D×L(mm), 紋波電流(mA rms)於 105°C, 120Hz

Note: All design and specifications are for reference only and is subject to change without prior notice. If any doubt about safety for your application, please contact us immediately for technical assistance before purchase.

注：以上所提供的設計及特性參數僅供參考，任何修改不作預先通知。如果在使用上有疑問，請在採購前與我們聯繫，以便提供技術上的協助。

CAT.2019/V4

CK Series

□ DIMENSIONS & MAXIMUM PERMISSIBLE RIPPLE CURRENT 規格尺寸及最大允許紋波電流

WV Code 代碼	μF	35		50		63		100		160	
		1V		1H		1J		2A		2C	
22	220									10 × 13.5	50
33	330									12.5 × 13.5	95
47	470									12.5 × 13.5 (16 × 16.5)	205 (240)
100	101	8 × 10.5 (6.3 × 7.7)	240 (92)	10 × 10.5 (8 × 10.5)	250 (210)	12.5 × 13.5 (10 × 13.5) (10 × 10.5)	400 (350) (310)	16 × 16.5 (12.5 × 13.5)	450 (380)	16 × 16.5	250
150	151	8 × 10.5	240	10 × 10.5	300	10 × 13.5	350				
220	221	10 × 10.5 (8 × 10.5)	250 (270)	10 × 13.5 (10 × 10.5)	280 (330)	16 × 16.5 (12.5 × 13.5)	560 (470)	16 × 16.5	550		
330	331	10 × 10.5	370	16 × 16.5 (12.5 × 13.5) (10 × 13.5)	600 (490) (295)	16 × 16.5 (12.5 × 16)	700 (510)	18 × 16.5	590		
470	471	12.5 × 13.5 (10 × 13.5) (10 × 10.5)	520 (400) (370)	16 × 16.5 (12.5 × 16) (12.5 × 13.5)	700 (550) (470)	16 × 16.5	750	18 × 18.5	980		
680	681	12.5 × 13.5	530	16 × 16.5	750	18 × 16.5	790				
1000	102	16 × 16.5 (12.5 × 16)	800 (600)	18 × 16.5	990						
1500	152	16 × 16.5	750							Case size 尺寸	Ripple current 紋波電流
2200	222	18 × 16.5	1050								

WV Code 代碼	μF	200		250		350		400		450	
		2D		2E		2V		2G		2W	
3.3	3R3							10 × 13.5 (8 × 10.5)	40 (35)	10 × 13.5 (8 × 12.5)	40 (38)
4.7	4R7			10 × 13.5	65	10 × 13.5	45	10 × 13.5 (12.5 × 13.5)	45 (48)	10 × 13.5 (12.5 × 13.5)	42 (45)
10	100	10 × 13.5	75	10 × 13.5	70	12.5 × 13.5	50	12.5 × 13.5	50	12.5 × 13.5	70
22	220	12.5 × 13.5	105	12.5 × 13.5	105	16 × 16.5	85	16 × 16.5	85	16 × 16.5	85
33	330	12.5 × 13.5	120	16 × 16.5	180	18 × 16.5	100	18 × 16.5	100	18 × 16.5	100
47	470	16 × 16.5	220	16 × 16.5	220						
100	101	18 × 16.5	280	18 × 16.5	260					Case size 尺寸	Ripple current 紋波電流

•Case size $\varnothing D \times L$ (mm), ripple current (mA rms) at 105°C, 120Hz •尺寸 $\varnothing D \times L$ (mm), 紋波電流(mA rms)於 105°C, 120Hz

□ FREQUENCY COEFFICIENT OF ALLOWABLE RIPPLE CURRENT 紋波電流頻率補償系數

Frequency 頻率		50Hz	120Hz	300Hz	1KHz	10KHz~	
Coefficient 系數	$\varnothing 4 \sim \varnothing 10$	0.1 ~ 68 μ F	0.70	1.00	1.17	1.36	1.50
		100 ~ 3300 μ F	0.85	1.00	1.08	1.20	1.30
	$\varnothing 12.5 \sim \varnothing 18$	~ 68 μ F	0.75	1.00	1.35	1.57	2.00
		100 ~ 680 μ F	0.80	1.00	1.23	1.34	1.50
		1000 ~ 6800 μ F	0.85	1.00	1.10	1.13	1.15

The endurance of capacitors is reduced with internal heating produced by ripple current at the rate of halving the lifetime with every 5~10°C rise. When long life performance is required in actual use, the rms ripple current has to be reduced. 鋁電解電容器在疊加紋波電流後會引起發熱，溫度每上升 5~10°C 壽命會減半。若要保持長壽命性能，請在使用過程中適當降低紋波電流。

- Taping specifications are given in page 17. 編帶標準請查閱第 17 頁。
- Soldering conditions and recommended land size are given in page 23. 焊接條件及推薦安裝尺寸請查閱第 23 頁。
- Please refer to page 18 for the minimum package quantity. 最小包裝數量請查閱第 18 頁。
- Please refer to page 15 for the Part Number System. 產品編碼規則請查閱第 15 頁。

Note: All design and specifications are for reference only and is subject to change without prior notice. If any doubt about safety for your application, please contact us immediately for technical assistance before purchase.

注：以上所提供的設計及特性參數僅供參考，任何修改不作預先通知。如果在使用上有疑問，請在採購前與我們聯繫，以便提供技術上的協助。

CAT.2019/V4