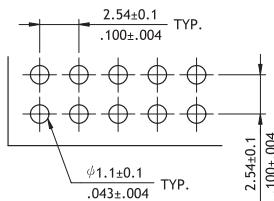
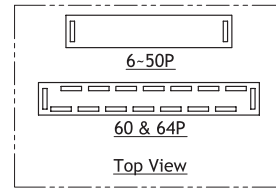
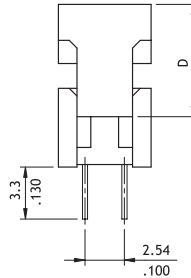
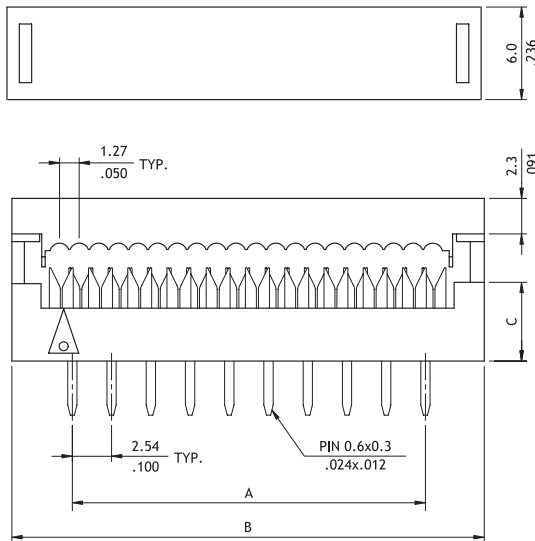



CA23 Series 2.54mm(.100") Center Spacing Flat Cable - IDC DIP Plugs

⊙ Can be used CW03 1.27mm(.050) Center Spacing flat ribbon cable

RoHS Compliant 



Recommended PCB Layout

Circuits	Dimension			
	A	B	C	D
6	5.08(.200)	12.98(.511)	5.00(.197)	7.23(.284)
8	7.62(.300)	15.52(.611)	5.00(.197)	7.23(.284)
10	10.16(.400)	18.06(.711)	5.00(.197)	7.23(.284)
12	12.70(.500)	20.60(.811)	5.00(.197)	7.23(.284)
14	15.24(.600)	23.14(.911)	5.00(.197)	7.23(.284)
16	17.78(.700)	25.68(1.011)	5.00(.197)	7.23(.284)
18	20.32(.800)	28.22(1.111)	5.00(.197)	7.23(.284)
20	22.86(.900)	30.76(1.211)	5.00(.197)	7.23(.284)
24	27.94(1.100)	35.84(1.411)	5.00(.197)	7.23(.284)
26	30.48(1.200)	38.38(1.511)	5.00(.197)	7.23(.284)
28	33.02(1.300)	40.92(1.611)	5.00(.197)	7.23(.284)
30	35.56(1.400)	43.76(1.611)	5.00(.197)	7.23(.284)
34	40.64(1.600)	48.54(1.911)	5.00(.197)	7.23(.284)
40	48.26(1.900)	56.16(2.211)	5.00(.197)	7.23(.284)
50	60.96(2.400)	68.86(2.711)	5.00(.197)	7.23(.284)
60	73.66(2.900)	81.65(3.215)	4.00(.157)	6.23(.245)
64	78.74(3.100)	86.73(3.415)	4.00(.157)	6.23(.245)

Ordering Code

① CA23 ② 64 ③ P ④ A ⑤ 1 ⑥ 00

- ① Series No.
- ② No. of Circuits: See above table
- ③ Contact Type=P= Plug
- ④ Plating Code:
A=Selective Gold flash over Nickel
*Optional plating available but MOQ requested
- ⑤ Color:1 = Black
- ⑥ Other Options:
00 = Standard
*Special options consult manufacturer