










Country of Origin : China
 Operating Temperature : 0~40 [°C]
 Dimension : 65 x 45 x 30 [mm]
 Efficiency level (ErP) : 
 Approvals / Marks :     
  



Features:

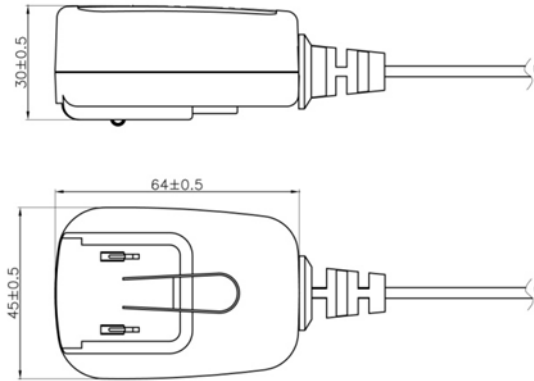
Also available in version of K.21 Protection against interference. For Telecom Products / Enclosure / STB.	PSU housing ready for use in country :	
Wide range Input (90 ~ 264) VAC / (47 ~ 63) Hz.	USA/Japan/ (type W2)	Europe (type W2E)
Wall-mount power supply, single output.	Australia (type W2A)	UK (type W3U)
For I.T.E. use only + RoHS conform. Overload, over voltage & short protection.	China (type W2C)	

Specification:

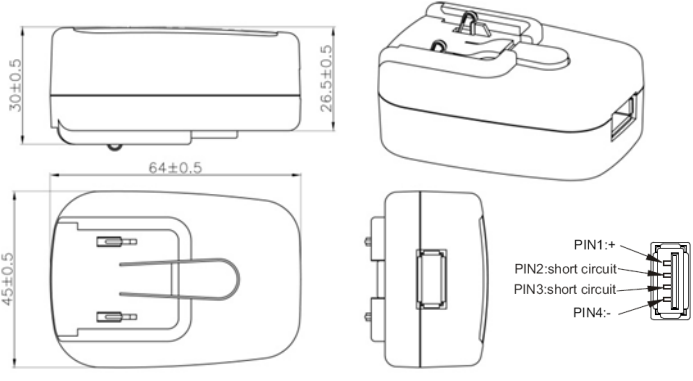
	Model	Voltage DC [V]	Loading [A]	Tol. [%]	OCP [A]	OVP [V]	Efficiency [%]	Max. Power [W]	Ripple & Noise [mV] p-p	Connector UL approval [mm]
ErP V.	SYS1460-1105-Wxx	5	0~2.1	±5	2.2~4	10±4	≥73.88	10.5	100	USB inlet
	SYS1460-1105-Wxx	5	0~2.1	±5	2.2~4	10±4	≥73.88	10.5	100	micro USB
	SYS1460-1105-Wxx	5	0~2.1	±5	2.2~4	10±4	≥73.88	10.5	100	2.1x5.5x11
	SYS1460-1212-Wxx	12	0~1.0	±5	1.2~2.5	17±4	≥77.75	12	150	2.1x5.5x11
Wxx	Possible to order with	Wxx = W2E - Europe W2 - USA,Canada,Japan W3U - UK W2A - Australia W2C - China								
OEM Production	This model is certified for Output : (5, 5.1, 5.2)W & (1~10)W by 1W steps for each Uout and 12V/(1~12)W by 1W steps.									
OUTPUT	Turn on delay	5000 ms max @ AC low line input@output full load								
	Hold up time	6ms min @ AC nominal input @ output full load (> half cycle)								
	Efficiency (Normal)	Above minimum average efficiency in active mode(Meet CEC V)								
	Transient response (dv, tmax)	0.3v dv max At AC nominal input loading from 50% load to max load or peak load 8ms tmax Dynamic rise time 10uS max , duty 40mS max , Dynamic load step is slew rate of 0.5A/uS								
	Burn in test	Full load 2 Hours								
	USB inlet model	FOR USB inlet model: +5V(PIN1) (0~2)A ±5% (PIN2&PIN3short) 0V (PIN4)								
INPUT	Voltage	(90 ~ 264)VAC								
	Frequency	(47 ~ 63) Hz								
	Current	0.5A rms @ AC low line input and DC output full load								
	Inrush Surge Current (cold start)	40/60A max @ power supply cold start, ambient temperature 25°C @ 115Vac / 230Vac nominal AC input.								
	Leakage current	0.25 mA Max.								
	Power consumption	0.3W rms max. At AC nominal input@output min load								
	Hold up time	6ms								
PROTECTION	Wattage	Input wattage is below 15W on the condition that AC 100V/50HZ and full load								
	Over Current /Short protection	The power supply will self-protect any output to ground. And auto recovery when abnormal circuit faults remove. An output short circuit is defined as any output impedance of less than 0.1 ohms.								
	Protection against interference.	ITU-T K.21 (option) – depends on customer request								
	Over Voltage	The power supply will not be auto recovered when faults remove >>Voltage limit<<								
	Input protection	1A/250V The power supply shall be protected against power line surges and any abnormal condition.								
	No load protection	The power supply is provided with no load operation to prevent the power supply and system from damage.								
OTHERS	Protection class	II.								
	Dielectric Strength (Hi-pot)	Primary to Secondary: 3000VAC / 10mA / 60s								
	M.T.B.F	50K hours full rated load operation at 25 °C, according to the MIL-HDBK-217F.								
	Cable length / type	2468#24(or 20)*2C, 4.5FT 2wires cable or depends on customer requirements								
	PLD (power line disturbance)	LINE POWER SURGE LINE VOLTAGE SAG – more information will be provide on request								
	Cooling method	By natural air								
	Housing material	-								
ENVIRONMENT	Temperature coefficient:	< ±0.5% / °C								
	Temperature	Operating: (0 ~ 40)°C / Storage: (-20 ~ 85)°C								
	Humidity	Operating: 8% ~ 90% RH / Storage: 5% ~ 95% RH non condensing								
SAFETY	CE CB TUV/GS cULus FCC BSMI PSE C-tick CCC EAC RCM T-license									
EMC	EMI	EN 55022 (2006)+ A1:2007 Class B EN 61000-3-2 (2006) + A1(2009) + A2 Class A(2009)/EN 61000-3-3 (2008)								
	EMS	EN55024(1998)+A1(2001)+A2(2003) IEC 61000-4-3 IEC 61000-4-4 IEC 61000-4-5 UL 60950-1,2nd Edition CSA C22.2 No.60950-1-07								
WEIGHT	1pc	N.W.: 47-130g(±10g) / pc G.W.: -g / pc								
PACKING	Box	485(L)*460(W)*358(H) [mm]								
		96-210 pcs /1box					G.W.: various kg/box			

Mechanical case specification:

1) Cable type

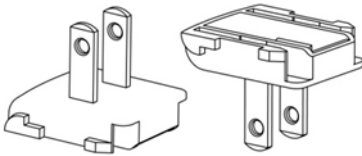


2) USB inlet type

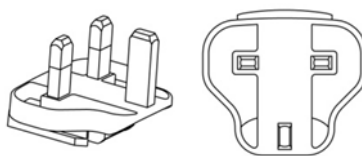


Mechanical specification (country housing):

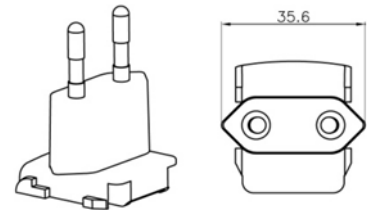
US / Japan type (W2)



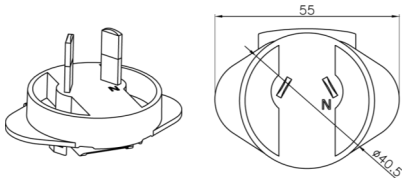
UK type (W3U)



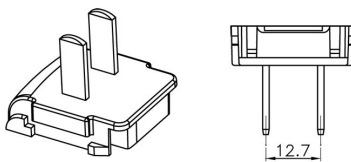
Europe type (W2E)



Australia type (W2A)



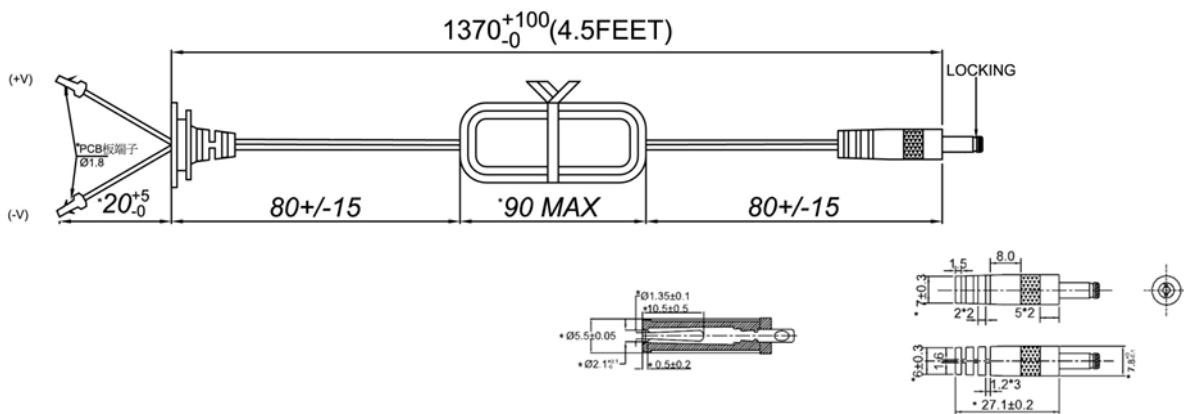
China type (W2C)



Cable specification:

2468#20*2C - SYS1460-1105-Wxx

2468#24*2C - SYS1460-1212-Wxx



·印字(+V) — ⊗ — 條紋(-V)