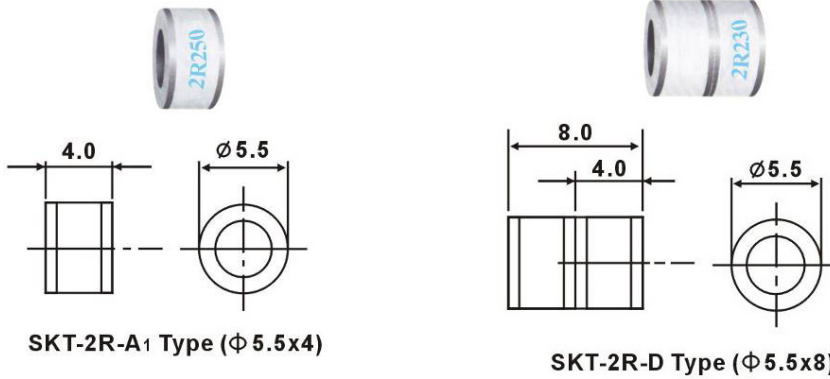


SKT - Surge Arresters

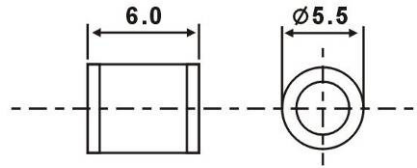
2-Electrode Ceramic Surge Arrester

■ COMMON DIMENSIONS



Electrical Characteristics								
Type	DC spark-over voltage (100V/s) V	Impulse spark-over voltage (1KV/us) V	Impulse discharge current (10/1000us 300times) A	Impulse discharge current (8/20us 10times) KA	AC discharge current (50Hz 1s 5 times) A	Holdover Voltage V	Insulation resistance Ω	Capacitance pF
SKT-2R-75A ₁ SKT-2R-75D	75±25%	≤600	50	5	5	/	≥10 ¹⁰	<1.5
SKT-2R-90A ₁ SKT-2R-90D	90±25%	≤600	50	5	5	/	≥10 ¹⁰	<1.5
SKT-2R-150A ₁ SKT-2R-150D	150±20%	≤700	100	5	5	80	≥10 ¹⁰	<1
SKT-2R-230A ₁ SKT-2R-230D	230 +30 -40	≤800	100	5	5	135	≥10 ¹⁰	<1
SKT-2R-250A ₁ SKT-2R-250D	250±20%	≤800	100	5	5	135	≥10 ¹⁰	<1
SKT-2R-350A ₁ SKT-2R-350D	350±15%	≤800	100	5	5	135	≥10 ¹⁰	<1

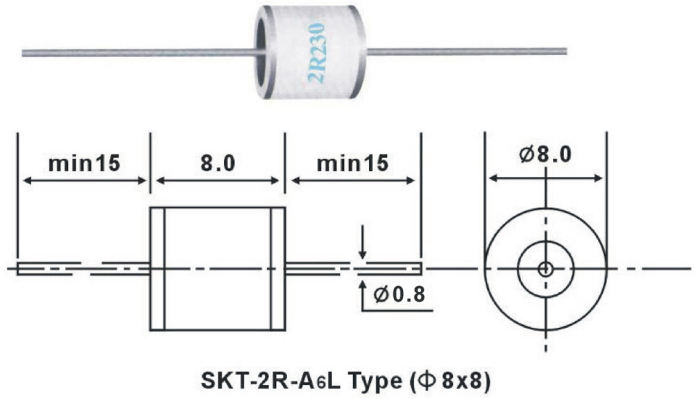
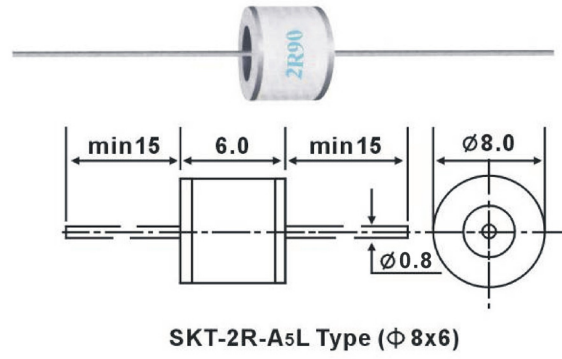
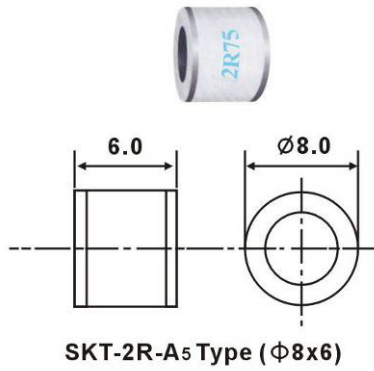
Note: Specification are subject to change without notice.

COMMON DIMENSIONS

SKT-2R-A2 Type (Φ 5.5x6)

Electrical Characteristics								
Type	DC spark-over voltage (100V/s) V	Impulse spark-over voltage (1KV/us) V	Impulse discharge current (10/1000us 300times) A	Impulse discharge current (8/20us 10times) KA	AC discharge current (50Hz 1s 5 times) A	Holdover Voltage V	Insulation resistance Ω	Capacitance pF
SKT-2R-75A ₂	75±25%	≤600	50	5	5	/	≥10 ¹⁰	<1.5
SKT-2R-90A ₂	90±20%	≤600	50	5	5	/	≥10 ¹⁰	<1.5
SKT-2R-150A ₂	150±20%	≤700	100	5	5	80	≥10 ¹⁰	<1
SKT-2R-230A ₂	230 +30 -40	≤800	100	5	5	135	≥10 ¹⁰	<1
SKT-2R-350A ₂	350±20%	≤800	100	5	5	135	≥10 ¹⁰	<1
SKT-2R-470A ₂	470±20%	≤900	100	5	5	135	≥10 ¹⁰	<1
SKT-2R-600A ₂	600±20%	≤1200	100	5	5	135	≥10 ¹⁰	<1

Note: Specification are subject to change without notice.

■ COMMON DIMENSIONS

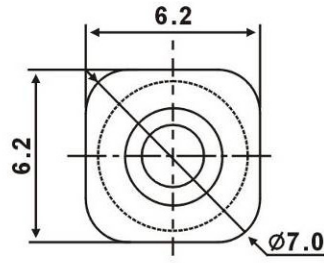
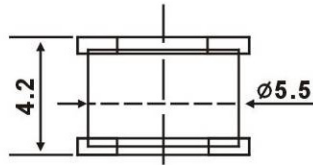


Electrical Characteristics

Type	DC spark-over voltage (100V/s) V	Impulse spark-over voltage (1KV/us) V	Impulse discharge current (10/1000us 300times) A	Impulse discharge current (8/20us 10times) KA	AC discharge current (50Hz 1s 5 times) A	Holdover Voltage V	Insulation resistance Ω	Capacitance pF
SKT-2R-75A ₅ SKT-2R-75A ₅ L SKT-2R-75A ₆ L	75±25%	≤600	100	10	10	/	≥10 ¹⁰	<1.5
SKT-2R-90A ₅ SKT-2R-90A ₅ L SKT-2R-90A ₆ L	90±25%	≤600	100	10	10	/	≥10 ¹⁰	<1.5
SKT-2R-150A ₅ SKT-2R-150A ₅ L SKT-2R-150A ₆ L	150±20%	≤700	100	10	10	80	≥10 ¹⁰	<1
SKT-2R-230A ₅ SKT-2R-230A ₅ L SKT-2R-230A ₆ L	230 ⁺³⁰ / ₋₄₀	≤800	100	10	10	135	≥10 ¹⁰	<1
SKT-2R-350A ₅ SKT-2R-350A ₅ L SKT-2R-350A ₆ L	350±20%	≤800	100	10	10	135	≥10 ¹⁰	<1
SKT-2R-470A ₅ SKT-2R-470A ₅ L SKT-2R-470A ₆ L	470±20%	≤900	100	10	10	135	≥10 ¹⁰	<1
SKT-2R-600A ₅ SKT-2R-600A ₅ L SKT-2R-600A ₆ L	600±20%	≤1200	100	10	10	135	≥10 ¹⁰	<1
SKT-2R-800A ₅ SKT-2R-800A ₅ L SKT-2R-800A ₆ L	800±20%	≤1400	100	10	10	135	≥10 ¹⁰	<1

Note: Specification are subject to change without notice.

■ COMMON DIMENSIONS

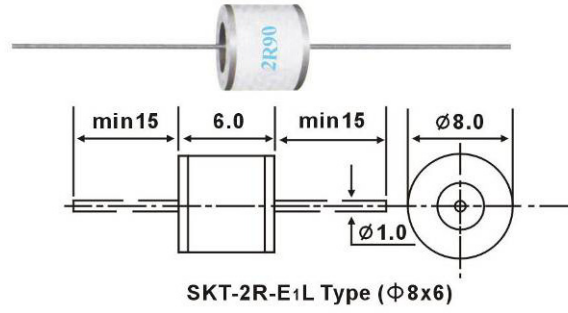


SKT-2R-K Type (Φ 6.2x6.2x4.2)

Electrical Characteristics								
Type	DC spark-over voltage (100V/s) V	Impulse spark-over voltage (1KV/us) V	Impulse discharge current (10/1000us 300times) A	Impulse discharge current (8/20us 10times) KA	AC discharge current (50Hz 1s 5 times) A	Holdover Voltage V	Insulation resistance Ω	Capacitance pF
SKT-2R-90K	90±25%	≤600	50	10 5	10 5	/	≥10 ¹⁰	<1.5
SKT-2R-230K	230 ⁺³⁰ / ₋₄₀	≤800	100	10 5	10 5	135	≥10 ¹⁰	<1
SKT-2R-350K	350±20%	≤800	100	10 5	10 5	135	≥10 ¹⁰	<1

Note: Specification are subject to change without notice.

■ COMMON DIMENSIONS



Electrical Characteristics

Type	DC spark-over voltage (100V/s) V	Impulse spark-over voltage (1KV/us) V	Impulse discharge current (10/1000us 300times) A	Impulse discharge current (8/20us 10times) KA	AC discharge current (50Hz 1s 5 times) A	Holdover Voltage V	Insulation resistance Ω		Capacitance pF
SKT-2R-90 E ₁ L	90±25%	≤600	100	20	20	/	≥10 ¹⁰	≤1.5	
SKT-2R-150 E ₁ L	150±20%	≤700	100	20	20	80	≥10 ¹⁰	≤1	
SKT-2R-230 E ₁ L	230±20%	≤800	100	20	20	150	≥10 ¹⁰	≤1	
SKT-2R-350 E ₁ L	350±20%	≤800	100	20	20	150	≥10 ¹⁰	≤1	
SKT-2R-470 E ₁ L	470±20%	≤900	100	20	20	150	≥10 ¹⁰	≤1	
SKT-2R-600 E ₁ L	600±20%	≤1200	100	20	20	150	≥10 ¹⁰	≤1	

Note: Specification are subject to change without notice.