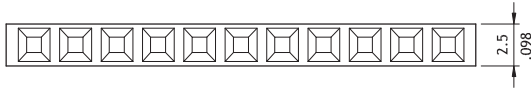
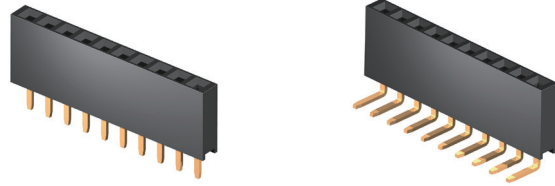


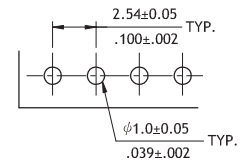
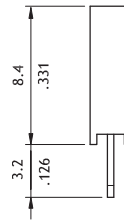
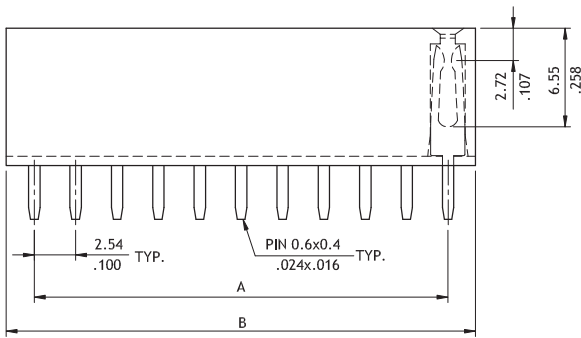
CB39 Series 2.54mm(.100") Single Row Female Headers

© Mates with CH31 and CH34 series

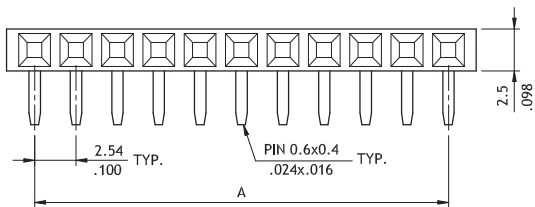
RoHS Compliant



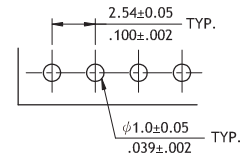
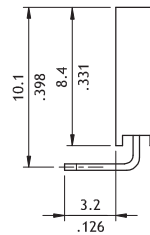
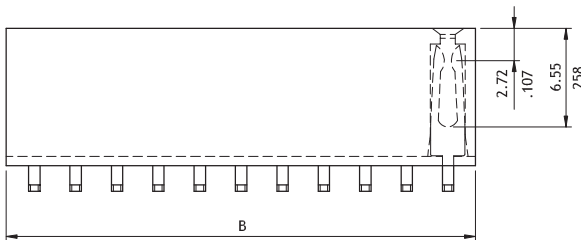
$A = 2.54 * \text{No. of Spaces}$
 $B = A + 3.04$



Recommended PCB Layout



$A = 2.54 * \text{No. of Spaces}$
 $B = A + 3.04$



Recommended PCB Layout

Ordering Code

①	②	③	④	⑤	⑥
CB39	40	2	V	1	00

- ① Series No.
- ② No. of Circuits: 02 to 40
- ③ Plating Code:
2 = Gold flash over Nickel
- ④ Tail Style: V = Vertical
H = Right Angle

- ⑤ Color: 1 = Black
- ⑥ Other Options:
00 = Standard
*Special options consult manufacturer