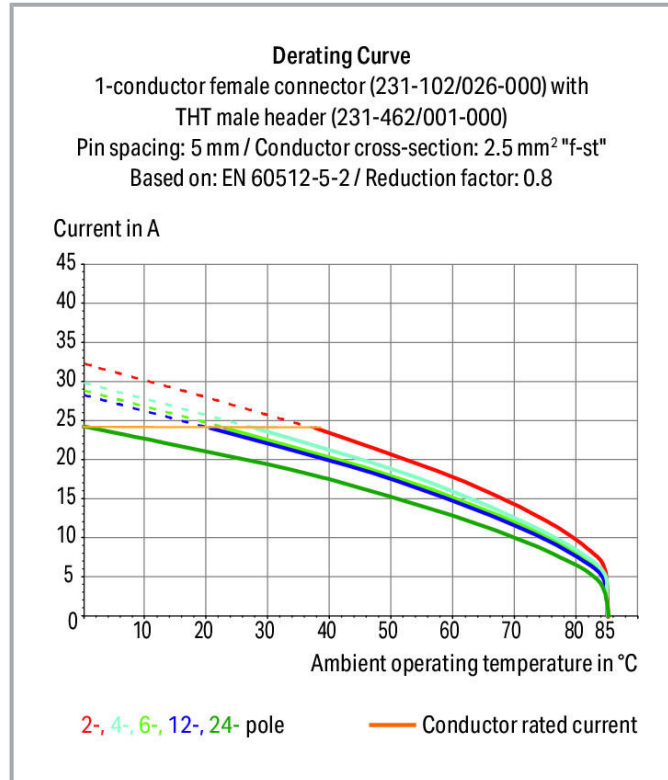



**Data sheet | Item number: 231-137/001-000**

THT male header; 1.0 x 1.0 mm solder pin; straight; Pin spacing 5 mm; 7-  
pole; gray



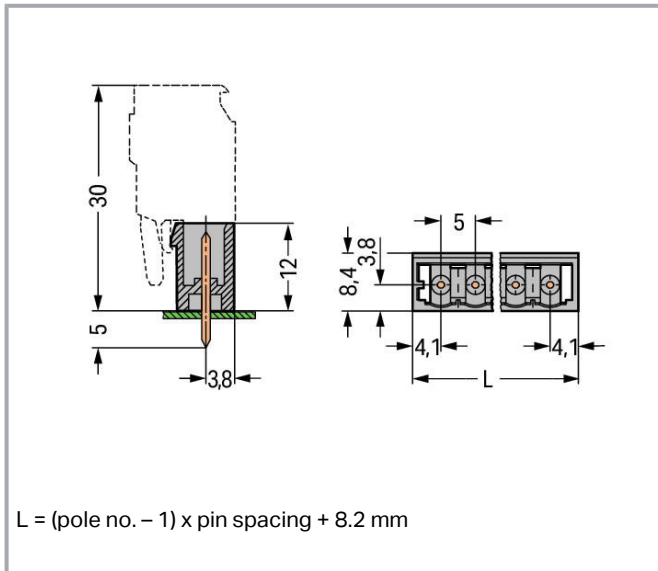
[www.wago.com/231-137/001-000](http://www.wago.com/231-137/001-000)



Subject to changes. Please also observe the further product documentation!

WAGO Kontakttechnik GmbH & Co. KG  
Hansastr. 27  
32423 Minden  
Phone: +49571 887-0 | Fax: +49571 887-169  
Email: [info.de@wago.com](mailto:info.de@wago.com) | Web: [www.wago.com](http://www.wago.com)

Do you have any questions about our products?  
We are always happy to take your call at +49 (571) 887-44222.



## Item description

- Horizontal or vertical PCB mounting via straight or angled solder pins
- Pin cross-section: 1 x 1 mm
- With coding fingers

## Safety information 1:

The MCS – MULTI CONNECTION SYSTEM includes connectors without breaking capacity in accordance with DIN EN 61984. When used as intended, these connectors must not be connected/disconnected when live or under load. The circuit design should ensure header pins, which can be touched, are not live when unmated.

## Data

### Electrical data

### Ratings per IEC/EN

Ratings per	IEC/EN 60664-1
Nominal voltage (III/3)	320 V
Rated surge voltage (III/3)	4 kV
Rated voltage (III/2)	320 V
Rated surge voltage (III/2)	4 kV
Nominal voltage (II/2)	630 V
Rated surge voltage (II/2)	4 kV
Rated current	12 A

Subject to changes. Please also observe the further product documentation!



Legend (ratings)

(III / 2) ≙ Overvoltage category III / Pollution degree 2

### Ratings per UL

Approvals per	UL 1059
Rated voltage UL (Use Group B)	300 V
Rated current UL (Use Group B)	10 A
Rated voltage UL (Use Group D)	300 V
Rated current UL (Use Group D)	10 A

### Ratings per UL

Rated voltage UL 1977	600 V
Rated current UL 1977	10 A

### Ratings per CSA

Approvals per	CSA
Rated voltage CSA (Use Group B)	300 V
Rated current CSA (Use Group B)	10 A
Rated voltage CSA (Use Group D)	300 V
Rated current CSA (Use Group D)	10 A

### Connection data

Pole No.	7
Total number of potentials	7
Number of connection types	1
Number of levels	1

### Physical data

Pin spacing	5 mm / 0.197 inch
Width	38.2 mm / 1.504 inch
Height	17 mm / 0.669 inch
Height from the surface	12 mm / 0.472 inch
Depth	8.4 mm / 0.331 inch
Solder pin length	5 mm
Solder pin dimensions	1 x 1 mm
Drilled hole diameter with tolerance	1.4 <sup>(+0.1)</sup> mm

Subject to changes. Please also observe the further product documentation!

WAGO Kontakttechnik GmbH & Co. KG  
 Hansastr. 27  
 32423 Minden  
 Phone: +49571 887-0 | Fax: +49571 887-169  
 Email: [info.de@wago.com](mailto:info.de@wago.com) | Web: [www.wago.com](http://www.wago.com)

Do you have any questions about our products?  
 We are always happy to take your call at +49 (571) 887-44222.



## Plug-in connection

Contact type (pluggable connector)	Male connector/plug
Connector (connection type)	for PCB
Mismating protection	No
Mating direction to the PCB	90°

## PCB contact

PCB Contact	THT
Solder pin arrangement	over the entire male connector (in-line)
Number of solder pins per potential	1

## Material data

Color	gray
Material group	I
Insulation material	Polyamide (PA66)
Flammability class per UL94	V0
Contact material	Electrolytic copper (E <sub>Cu</sub> )
Contact plating	tin-plated
Fire load	0.039 MJ
Weight	2.2 g

## Environmental requirements

Limit temperature range	-60 ... +100 °C
-------------------------	-----------------

## Commercial data

Product Group	3 (Multi Conn. System)
Packaging type	BOX
Country of origin	PL
GTIN	4044918863339
Customs tariff number	85366990990

## Approvals / Certificates

### Country specific Approvals

Logo	Approval	Additional Approval Text	Certificate name
	CB	IEC 61984	NL-39756

Subject to changes. Please also observe the further product documentation!

DEKRA Certification B.V.






CSA

C22.2


1466354

DEKRA Certification B.V.





### Ship Approvals

Logo	Approval	Additional Approval Text	Certificate name
	<b>ABS</b> American Bureau of Shipping	-	19- HG1869876- PDA
	<b>BV</b> Bureau Veritas S.A.	IEC 60998	11915/D0 BV
	<b>DNV GL</b> Det Norske Veritas, Germanischer Lloyd	-	TAE000016Z

### UL-Approvals

Logo	Approval	Additional Approval Text	Certificate name
	<b>UL</b> Underwriters Laboratories Inc.	UL 1059	20190731- E45172

### Counterpart

	<b>Item no.231-107/026-000</b> 1-conductor female connector; 2.5 mm <sup>2</sup> ; Pin spacing 5 mm; 7-pole; 2,50 mm <sup>2</sup> ; gray	<a href="http://www.wago.com/231-107/026-000">www.wago.com/231-107/026-000</a>
	<b>Item no.231-2107/026-000</b> 2-conductor female connector; with integrated end plate; 2.5 mm <sup>2</sup> ; Pin spacing 5 mm; 7-pole; 2,50 mm <sup>2</sup> ; gray	<a href="http://www.wago.com/231-2107/026-000">www.wago.com/231-2107/026-000</a>
	<b>Item no.231-2107/037-000</b> 2-conductor female connector; Locking lever; 2.5 mm <sup>2</sup> ; Pin spacing 5 mm; 7-pole; 2,50 mm <sup>2</sup> ; gray 000	<a href="http://www.wago.com/231-2107/037-000">www.wago.com/231-2107/037-000</a>
	<b>Item no.2231-107/026-000</b> 1-conductor female connector; push-button; 2.5 mm <sup>2</sup> ; Pin spacing 5 mm; 7-pole; 2,50 mm <sup>2</sup> ; gray 000	<a href="http://www.wago.com/2231-107/026-000">www.wago.com/2231-107/026-000</a>
	<b>Item no.2231-107/031-000</b>	<a href="http://www.wago.com/2231-107/031-000">www.wago.com/2231-107/031-000</a>

Subject to changes. Please also observe the further product documentation!

WAGO Kontakttechnik GmbH & Co. KG

Hansastr. 27

32423 Minden

Phone: +49571 887-0 | Fax: +49571 887-169

Email: [info.de@wago.com](mailto:info.de@wago.com) | Web: [www.wago.com](http://www.wago.com)



Do you have any questions about our products?

We are always happy to take your call at +49 (571) 887-44222.

	1-conductor female connector; push-button; clamping collar; 2.5 mm²; Pin spacing 5 mm; 7-pole; 2,50 mm²; gray	000
	<b>Item no.2231-107/037-000</b> 1-conductor female connector; push-button; Locking lever; 2.5 mm²; Pin spacing 5 mm; 7-pole; 2,50 mm²; gray	<a href="http://www.wago.com/2231-107/037-000">www.wago.com/2231-107/037-000</a>
	<b>Item no.231-107/027-000</b> 1-conductor female connector; clamping collar; 2.5 mm²; Pin spacing 5 mm; 7-pole; 2,50 mm²; gray	<a href="http://www.wago.com/231-107/027-000">www.wago.com/231-107/027-000</a>
	<b>Item no.2231-107/102-000</b> 1-conductor female connector; push-button; with integrated end plate; 2.5 mm²; Pin spacing 5 mm; 7-pole; 2,50 mm²; gray	<a href="http://www.wago.com/2231-107/102-000">www.wago.com/2231-107/102-000</a>
	<b>Item no.231-107/031-000/034-000</b> 1-conductor female connector; clamping collar; Strain relief plate; 2.5 mm²; Pin spacing 5 mm; 7-pole; 2,50 mm²; gray	<a href="http://www.wago.com/231-107/031-000/034-000">www.wago.com/231-107/031-000/034-000</a>
	<b>Item no.231-107/031-000</b> 1-conductor female connector; clamping collar; 2.5 mm²; Pin spacing 5 mm; 7-pole; 2,50 mm²; gray	<a href="http://www.wago.com/231-107/031-000">www.wago.com/231-107/031-000</a>
	<b>Item no.232-107/026-000</b> 1-conductor female connector; angled; 2.5 mm²; Pin spacing 5 mm; 7-pole; 2,50 mm²; gray	<a href="http://www.wago.com/232-107/026-000">www.wago.com/232-107/026-000</a>
	<b>Item no.231-107/037-000</b> 1-conductor female connector; Locking lever; 2.5 mm²; Pin spacing 5 mm; 7-pole; 2,50 mm²; gray	<a href="http://www.wago.com/231-107/037-000">www.wago.com/231-107/037-000</a>
	<b>Item no.231-107/102-000</b> 1-conductor female connector; with integrated end plate; 2.5 mm²; Pin spacing 5 mm; 7-pole; 2,50 mm²; gray	<a href="http://www.wago.com/231-107/102-000">www.wago.com/231-107/102-000</a>
	<b>Item no.232-207/026-000</b> 1-conductor female connector; angled; 2.5 mm²; Pin spacing 5 mm; 7-pole; 2,50 mm²; gray	<a href="http://www.wago.com/232-207/026-000">www.wago.com/232-207/026-000</a>

## Compatible products

### Marking accessories

	<b>Item no.: 210-833</b> Marking strips; on reel; 6 mm wide; plain; Self-adhesive; white	<a href="http://www.wago.com/210-833">www.wago.com/210-833</a>
	<b>Item no.: 210-834</b> Marking strips; on reel; 5 mm wide; plain; Self-adhesive; white	<a href="http://www.wago.com/210-834">www.wago.com/210-834</a>

### Coding

	<b>Item no.: 231-129</b> Coding key; snap-on type; light gray	<a href="http://www.wago.com/231-129">www.wago.com/231-129</a>
	<b>Item no.: 231-500</b> Spacer; for formation of groups; light gray	<a href="http://www.wago.com/231-500">www.wago.com/231-500</a>

Subject to changes. Please also observe the further product documentation!



## Downloads

### Documentation

#### Additional Information

Technical explanations	Apr 3, 2019	pdf 2.0 MB	Download
------------------------	-------------	---------------	----------

## CAD/CAE-Data

### CAE data

EPLAN Data Portal 231-137/001-000	URL	Download
-----------------------------------	-----	----------

ZUKEN Portal 231-137/001-000	URL	Download
------------------------------	-----	----------

EPLAN Data Portal 231-137/001-000	URL	Download
-----------------------------------	-----	----------

### PCB Design

Symbol and Footprint 231-137/001-000	URL	Download
--------------------------------------	-----	----------

CAX data for your PCB design, consisting of "schematic symbols and PCB footprints", allow easy integration of the WAGO component into your development environment.

### Supported formats:

- Accel EDA 14 & 15
- Altium 6 to current version
- Cadence Allegro
- DesignSpark
- Eagle Libraries
- KiCad
- Mentor Graphics BoardStation
- Mentor Graphics Design Architect
- Mentor Graphics Design Expedition 99 and 2000
- OrCAD 9.X PCB and Capture
- PADS PowerPCB 3, 3.5, 4.X, and 5.X
- PADS PowerPCB and PowerLogic 3.0
- PCAD 2000, 2001, 2002, 2004, and 2006
- Pulsonix 8.5 or newer
- STL
- 3D STEP

—  
Subject to changes. Please also observe the further product documentation!

- TARGET 3001!
- View Logic ViewDraw
- Quadcept
- Zuken CadStar 3 and 4
- Zuken CR-5000 and CR-8000

PCB Component Libraries (EDA), PCB CAD Library Ultra Librarian

---

#### CAD data

2D/3D Models 231-137/001-000	<a href="#">URL</a>	<a href="#">Download</a>
------------------------------	---------------------	--------------------------

---

### Environmental Product Compliance


#### Compliance Search

Environmental Product Compliance 231-137/001-000	<a href="#">URL</a>	<a href="#">Download</a>
THT male header; 1.0 x 1.0 mm solder pin; straight; Pin spacing 5 mm; 7-pole; gray		

---

### Installation Notes

#### Coding



Coding a male header – fitting coding key(s).

### Product family

[\*MCS\* MIDI Classic](#)  
[Show all products from the family](#)

Subject to changes. Please also observe the further product documentation!

---

WAGO Kontakttechnik GmbH & Co. KG  
Hansastr. 27  
32423 Minden  
Phone: +49571 887-0 | Fax: +49571 887-169  
Email: [info.de@wago.com](mailto:info.de@wago.com) | Web: [www.wago.com](http://www.wago.com)

Do you have any questions about our products?  
We are always happy to take your call at +49 (571) 887-44222.