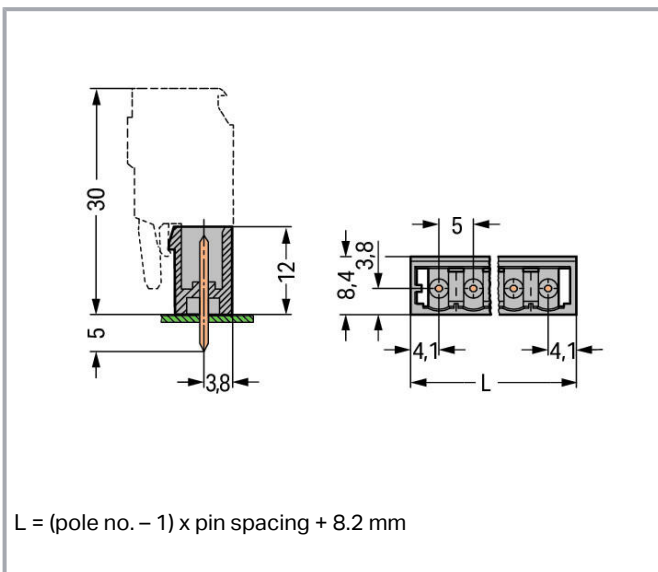
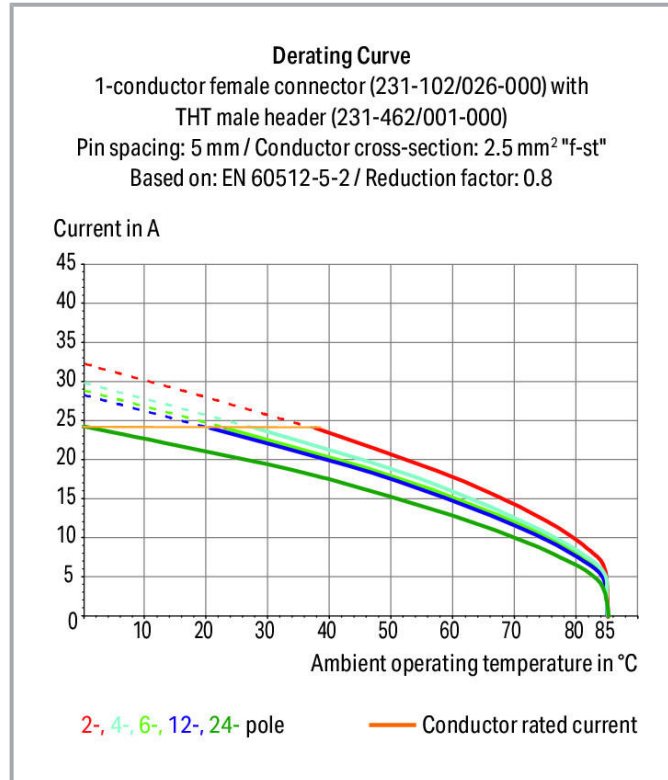



Data sheet | Item number: 231-136/001-000

THT male header; 1.0 x 1.0 mm solder pin; straight; Pin spacing 5 mm; 6-
pole; gray



www.wago.com/231-136/001-000



Subject to changes. Please also observe the further product documentation!

WAGO Kontakttechnik GmbH & Co. KG
Hansastr. 27
32423 Minden
Phone: +49571 887-0 | Fax: +49571 887-169
Email: info.de@wago.com | Web: www.wago.com

Do you have any questions about our products?
We are always happy to take your call at +49 (571) 887-44222.



Item description

- Horizontal or vertical PCB mounting via straight or angled solder pins
- Pin cross-section: 1 x 1 mm
- With coding fingers

Safety information 1:

The *MCS – MULTI CONNECTION SYSTEM* includes connectors without breaking capacity in accordance with DIN EN 61984. When used as intended, these connectors must not be connected/disconnected when live or under load. The circuit design should ensure header pins, which can be touched, are not live when unmated.

Data

Electrical data

Ratings per IEC/EN

Ratings per	IEC/EN 60664-1
Nominal voltage (III/3)	320 V
Rated surge voltage (III/3)	4 kV
Rated voltage (III/2)	320 V
Rated surge voltage (III/2)	4 kV
Nominal voltage (II/2)	630 V
Rated surge voltage (II/2)	4 kV
Rated current	12 A
Legend (ratings)	(III / 2) \triangleq Overvoltage category III / Pollution degree 2

Ratings per UL

Approvals per	UL 1059
Rated voltage UL (Use Group B)	300 V
Rated current UL (Use Group B)	10 A
Rated voltage UL (Use Group D)	300 V
Rated current UL (Use Group D)	10 A

Ratings per UL

Rated voltage UL 1977	600 V
Rated current UL 1977	10 A

Subject to changes. Please also observe the further product documentation!

Ratings per CSA

Approvals per	CSA
Rated voltage CSA (Use Group B)	300 V
Rated current CSA (Use Group B)	10 A
Rated voltage CSA (Use Group D)	300 V
Rated current CSA (Use Group D)	10 A

Connection data

Pole No.	6
Total number of potentials	6
Number of connection types	1
Number of levels	1

Physical data

Pin spacing	5 mm / 0.197 inch
Width	33.2 mm / 1.307 inch
Height	17 mm / 0.669 inch
Height from the surface	12 mm / 0.472 inch
Depth	8.4 mm / 0.331 inch
Solder pin length	5 mm
Solder pin dimensions	1 x 1 mm
Drilled hole diameter with tolerance	1.4 ^(+0.1) mm

Plug-in connection

Contact type (pluggable connector)	Male connector/plug
Connector (connection type)	for PCB
Mismating protection	No
Mating direction to the PCB	90°

PCB contact

PCB Contact	THT
Solder pin arrangement	over the entire male connector (in-line)
Number of solder pins per potential	1

Subject to changes. Please also observe the further product documentation!

Material data

Color	gray
Material group	I
Insulation material	Polyamide (PA66)
Flammability class per UL94	V0
Contact material	Electrolytic copper (E _{Cu})
Contact plating	tin-plated
Fire load	0.036 MJ
Weight	2 g

Environmental requirements


Limit temperature range	-60 ... +100 °C
-------------------------	-----------------

Commercial data


Product Group	3 (Multi Conn. System)
Packaging type	BOX
Country of origin	PL
GTIN	4044918863193
Customs tariff number	85366990990

Approvals / Certificates



Country specific Approvals

Logo	Approval	Additional Approval Text	Certificate name
	CB DEKRA Certification B.V.	IEC 61984	NL-39756
	CSA DEKRA Certification B.V.	C22.2	1466354


Ship Approvals

Logo	Approval	Additional Approval Text	Certificate name
	ABS American Bureau of Shipping	-	19- HG1869876- PDA

Subject to changes. Please also observe the further product documentation!

	BV Bureau Veritas S.A.	IEC 60998	11915/DO BV
	DNV GL Det Norske Veritas, Germanischer Lloyd	-	TAE000016Z

UL-Approvals

Logo	Approval	Additional Approval Text	Certificate name
	UL Underwriters Laboratories Inc.	UL 1059	20190731- E45172

Counterpart

	Item no.231-106/026-000 1-conductor female connector; 2.5 mm ² ; Pin spacing 5 mm; 6-pole; 2,50 mm ² ; gray	www.wago.com/231-106/026-000
	Item no.231-2106/026-000 2-conductor female connector; with integrated end plate; 2.5 mm ² ; Pin spacing 5 mm; 6-pole; 2,50 mm ² ; gray	www.wago.com/231-2106/026-000
	Item no.231-2106/037-000 2-conductor female connector; Locking lever; 2.5 mm ² ; Pin spacing 5 mm; 6-pole; 2,50 mm ² ; gray	www.wago.com/231-2106/037-000
	Item no.2231-106/026-000 1-conductor female connector; push-button; 2.5 mm ² ; Pin spacing 5 mm; 6-pole; 2,50 mm ² ; gray	www.wago.com/2231-106/026-000
	Item no.2231-106/037-000 1-conductor female connector; push-button; Locking lever; 2.5 mm ² ; Pin spacing 5 mm; 6-pole; 2,50 mm ² ; gray	www.wago.com/2231-106/037-000
	Item no.2231-106/031-000 1-conductor female connector; push-button; clamping collar; 2.5 mm ² ; Pin spacing 5 mm; 6-pole; 2,50 mm ² ; gray	www.wago.com/2231-106/031-000
	Item no.2231-106/102-000 1-conductor female connector; push-button; with integrated end plate; 2.5 mm ² ; Pin spacing 5 mm; 6-pole; 2,50 mm ² ; gray	www.wago.com/2231-106/102-000
	Item no.231-106/026-000/034-000 1-conductor female connector; Strain relief plate; 2.5 mm ² ; Pin spacing 5 mm; 6-pole; 2,50 mm ² ; gray	www.wago.com/231-106/026-000/034-000

Subject to changes. Please also observe the further product documentation!

WAGO Kontakttechnik GmbH & Co. KG
Hansastr. 27
32423 Minden
Phone: +49571 887-0 | Fax: +49571 887-169
Email: info.de@wago.com | Web: www.wago.com

Do you have any questions about our products?
We are always happy to take your call at +49 (571) 887-44222.



Item no.231-106/037-000

1-conductor female connector; Locking lever; 2.5 mm²; Pin spacing 5 mm; 6-pole; 2,50 mm²; gray

www.wago.com/231-106/037-000



Item no.231-106/031-000

1-conductor female connector; clamping collar; 2.5 mm²; Pin spacing 5 mm; 6-pole; 2,50 mm²; gray

www.wago.com/231-106/031-000



Item no.231-106/027-000

1-conductor female connector; clamping collar; 2.5 mm²; Pin spacing 5 mm; 6-pole; 2,50 mm²; gray

www.wago.com/231-106/027-000



Item no.231-106/102-000

1-conductor female connector; with integrated end plate; 2.5 mm²; Pin spacing 5 mm; 6-pole; 2,50 mm²; gray

www.wago.com/231-106/102-000



Item no.232-206/026-000

1-conductor female connector; angled; 2.5 mm²; Pin spacing 5 mm; 6-pole; 2,50 mm²; gray

www.wago.com/232-206/026-000



Item no.232-106/026-000

1-conductor female connector; angled; 2.5 mm²; Pin spacing 5 mm; 6-pole; 2,50 mm²; gray

www.wago.com/232-106/026-000

Compatible products

Coding



Item no.: 231-129

Coding key; snap-on type; light gray

www.wago.com/231-129



Item no.: 231-500

Spacer; for formation of groups; light gray

www.wago.com/231-500

Marking accessories



Item no.: 210-833

Marking strips; on reel; 6 mm wide; plain; Self-adhesive; white

www.wago.com/210-833



Item no.: 210-834

Marking strips; on reel; 5 mm wide; plain; Self-adhesive; white

www.wago.com/210-834

Downloads

Documentation

Additional Information

Technical explanations

Apr 3, 2019

pdf
2.0 MB

Download

CAD/CAE-Data

CAD data

Subject to changes. Please also observe the further product documentation!

WAGO Kontakttechnik GmbH & Co. KG

Hansastr. 27

32423 Minden

Phone: +49571 887-0 | Fax: +49571 887-169

Email: info.de@wago.com | Web: www.wago.com

Do you have any questions about our products?

We are always happy to take your call at +49 (571) 887-44222.



2D/3D Models 231-136/001-000

[URL](#)

[Download](#)

CAE data

EPLAN Data Portal 231-136/001-000

[URL](#)

[Download](#)

ZUKEN Portal 231-136/001-000

[URL](#)

[Download](#)

EPLAN Data Portal 231-136/001-000

[URL](#)

[Download](#)

PCB Design

Symbol and Footprint 231-136/001-000

[URL](#)

[Download](#)

CAX data for your PCB design, consisting of "schematic symbols and PCB footprints", allow easy integration of the WAGO component into your development environment.

Supported formats:

- Accel EDA 14 & 15
- Altium 6 to current version
- Cadence Allegro
- DesignSpark
- Eagle Libraries
- KiCad
- Mentor Graphics BoardStation
- Mentor Graphics Design Architect
- Mentor Graphics Design Expedition 99 and 2000
- OrCAD 9.X PCB and Capture
- PADS PowerPCB 3, 3.5, 4.X, and 5.X
- PADS PowerPCB and PowerLogic 3.0
- PCAD 2000, 2001, 2002, 2004, and 2006
- Pulsonix 8.5 or newer
- STL
- 3D STEP
- TARGET 3001!
- View Logic ViewDraw
- Quadcept
- Zuken CadStar 3 and 4
- Zuken CR-5000 and CR-8000

PCB Component Libraries (EDA), PCB CAD Library Ultra Librarian

Subject to changes. Please also observe the further product documentation!

WAGO Kontakttechnik GmbH & Co. KG

Hansastr. 27

32423 Minden

Phone: +49571 887-0 | Fax: +49571 887-169

Email: info.de@wago.com | Web: www.wago.com

Do you have any questions about our products?

We are always happy to take your call at +49 (571) 887-44222.

Environmental Product Compliance

Compliance Search

Environmental Product Compliance 231-136/001-000


URL

Download

THT male header; 1.0 x 1.0 mm solder pin; straight; Pin spacing 5 mm; 6-pole; gray

Installation Notes

Coding



Coding a male header – fitting coding key(s).

Product family

<i>MCS</i> MIDI Classic

[Show all products from the family](#)

Subject to changes. Please also observe the further product documentation!

WAGO Kontakttechnik GmbH & Co. KG

Hansastr. 27

32423 Minden

Phone: +49571 887-0 | Fax: +49571 887-169

Email: info.de@wago.com | Web: www.wago.com

Do you have any questions about our products?

We are always happy to take your call at +49 (571) 887-44222.