

Surface Mount Fuse, 3.2 x 1.6 mm, Quick-Acting F, 32 VAC, 63 VDC



IEC 60127-4 · 32 VAC · 63 VDC · Quick-Acting F



### Description

- IEC characteristic
- High melting I<sup>2</sup>t-values
- Impermeable to potting compound

### Standards

- IEC 60127-4/2
- UL 248-14
- CSA C22.2 no. 248.14

### Approvals

- VDE Certificate Number: 40017666
- UL File Number: E41599

### Applications

- Secondary Protection DC and AC
- Circuits with inrush
- Industrial electronic

### References

[Packaging Details](#)

### Weblinks

[pdf-datasheet](#), [html-datasheet](#), [General Product Information](#), [Approvals](#), [CE declaration of conformity](#), [RoHS](#), [CHINA-RoHS](#), [REACH](#), [e-Shop](#), [SCHURTER-Stock-Check](#), [Distributor-Stock-Check](#), [Detailed request for product](#)

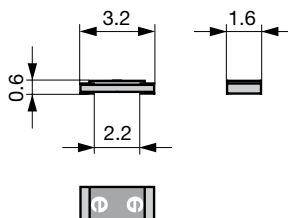
### Technical Data

Rated Voltage	32 VAC, 63 VDC
Rated current	0.5 - 6.3 A
Breaking Capacity	63 A
Characteristic	Quick-Acting F
Mounting	PCB, SMT
Admissible Ambient Air Temp.	-55 °C to 90 °C
Climatic Category	55/090/21 acc. to IEC 60068-1
Material: Housing	Epoxyd Glass
Material: Terminals	Copper, Ni/Au-plated
Unit Weight	0.006 g
Storage Conditions	0 °C to 60 °C, max. 70% r.h.
Product Marking	Letter (see variants)

Soldering Methods	Reflow, Wave (0.5 A variant only)
Solderability	250 °C / 3 sec acc. to IEC 60068-2-58, Test Td
Resistance to Soldering Heat	260 +0/-5 °C / 30 sec acc. to IPC/JEDEC J-STD-020D, Level 1
Moisture Resistance Test	MIL-STD-202, Method 106E (50 cycles in a temp./mister chamber)
Terminal Strength	MIL-STD-202, Method 211A (Deflection of board 1 mm for 1 minute)
Case Resistance	acc. to EIA/IS-722, Test 4.7 >100 MΩ (between leads and body)
Resistance to Solvents	MIL-STD-202, Method 215A
Flammability	UL 94V-1 (acc. to EIA/IS-722, Test 4.12)

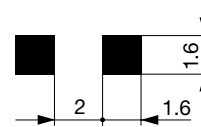
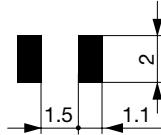
### Dimension

3.2 mm



Reflow soldering pads

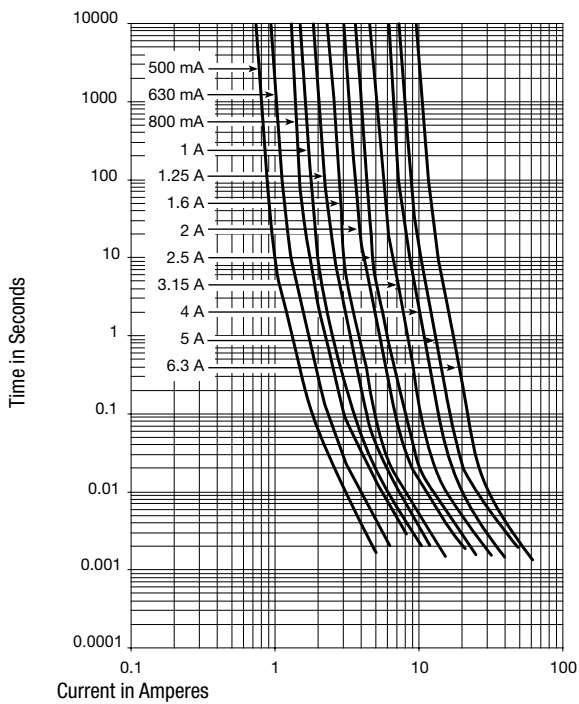
Wave soldering pads





### Pre-Arcing Time

Rated Current $I_n$	1.25 x $I_n$ min	2.0 x $I_n$ max	10.0 x $I_n$ min	10.0 x $I_n$ max
0.5 A - 6.3 A	60 min	120 s	1 ms	10 ms

### Time-Current-Curves



All Variants

Rated Current [A]	Rated Voltage [VAC]	Rated Voltage [VDC]	Marking	Breaking Capacity	Voltage Drop 1.0 In max. [mV]	Voltage Drop 1.0 In typ. [mV]	Cold Resistance typ. [mΩ]	Melting I <sup>2</sup> t 10.0 Intyp. [A <sup>2</sup> s]	 	Order Number
0.5	32	63	e	1)	600	201	330	0.041	● ●	3413.0213.xx
0.63	32	63	f	1)	500	170	230	0.076	● ●	3413.0214.xx
0.8	32	63	g	1)	400	110	116	0.18	● ●	3413.0215.xx
1	32	63	h	1)	300	108	94.2	0.2	● ●	3413.0216.xx
1.25	32	63	i	1)	300	96.3	67	0.31	● ●	3413.0217.xx
1.6	32	63	k	1)	300	94.5	50.5	0.33	● ●	3413.0218.xx
2	32	63	m	1)	300	80.2	33.9	0.79	● ●	3413.0219.xx
2.5	32	63	n	1)	300	78.8	25.3	0.94	● ●	3413.0220.xx
3.15	32	63	p	1)	300	65.5	17.2	1.44	● ●	3413.0221.xx
4	32	63	r	1)	300	62.8	12.5	2.74	● ●	3413.0222.xx
5	32	63	s	1)	300	61.6	9.6	4.65	● ●	3413.0223.xx
6.3	32	63	t	1)	300	55.3	7.1	4.84	● ●	3413.0224.xx

Most Popular.

Availability for all products can be searched real-time: <http://www.schurter.com/en/Stock-Check/Stock-Check-SCHURTER>

1) UL: 63 A @ 32 VAC, 63 A @ 63 VDC

1) Additional internal testing: 150 A @ 24 VAC/DC, 400 A @ 12 VDC, 600 A @ 9 VDC

Packaging Unit

- .xx = .11 Blister Tape of 100 pcs. in Plastic Bag
- .xx = .22 Blister Tape 18 cm Reel (1000 pcs.)
- .xx = .24 Blister Tape 25.4 cm Reel (5000 pcs.)
- .xx = .26 Blister Tape 33 cm Reel (15000 pcs.)