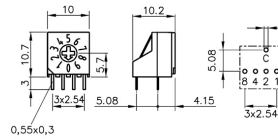



# Rotary Code Switch

## P60DTHR 7 01 L508 TR



- Solid PCB pins
- contacts with abrasion resistant hard gold plating
- extra sealed design with high temperature resistance
- switches are solder and flux sealed and washable
- 100% electronic final inspection and testing

Solid PCB pins ensure trouble-free assembly and safe connection. Contacts with abrasion resistant hard gold plating have low and stable contact resistance. The 4+1 pin configuration has a common connection on one side and four outgoing pins on the other. ISO 9001:2008 approved production together with 100% electronic final inspection and testing guarantee reliable operation. Figures are clearly visible and detent mechanism is precise for fast and easy operation. Many special designs are available on request or can be built according to customer's specification.

### Electrical Data

Operating voltage	≤ 42 V
Contact load, static	≤ 0.4 A
Contact load, dynamic	≤ 0.15 A
Minimum load	1µA 20mVAC
Test voltage	250V 50Hz/1min
Contact resistance	< 100 mΩ
Insulation resistance	> 100 MΩ

### Mechanical Data

Type	vertical
Fixation mode	THR
Height	10.7 mm
Length	10.2 mm
Width	10 mm
Pin connection	4+1
Perm. ambient temperature	-25 ... +85 °C
Perm. storage temperature	-40 ... +85 °C
Torque (typically)	2.5 Ncm
Max. mech. lifetime	10 000 steps
Positions per rotation	8, 10, 16
Degree of protection	comparable IP67
Sealing	O-Ring
Shock and vibration testing	acc. DIN IEC 68
Humidity	21 days at 40°C, 93%RH

### Other Data

Colour	Light blue
Reflow soldering	10s/260 °C
Wave soldering	5s/280 °C
Iron soldering	2s/340 °C

### THR

THR through holes	plated through
PCB hole diameter	1.0 mm
Outside diameter plated land	1.8 mm



**HARTMANN**

## Configuration

Standard actuators

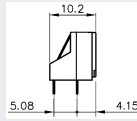


Cross shaped slot

Codes

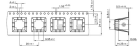
BCD , 10 Positions

Contact Pins



Left angular 5,08mm

Packing



Tape & Reel Packing