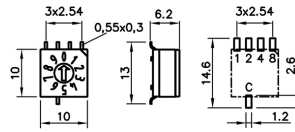





Rotary Code Switch

P60ASMT 7 01 - -



- solid PCB pins
- contacts with abrasion resistant hard gold plating
- extra sealed design with high temperature resistance
- switches are solder and flux sealed and washable
- 100% electronic final inspection and testing

Solid PCB pins ensure trouble-free assembly and safe connection. Contacts with abrasion resistant hard gold plating have low and stable contact resistance. The 4+1 pin configuration has a common connection on one side and four outgoing pins on the other. ISO 9001:2008 approved production together with 100% electronic final inspection and testing guarantee reliable operation. Figures are clearly visible and detention mechanism is precise for fast and easy operation. Many special designs are available on request or can be built according to customer's specification.

Electrical Data

Operating voltage	≤ 42 V
Contact load, static	≤ 0.4 A
Contact load, dynamic	≤ 0.15 A
Minimum load	1µA 20mVAC
Test voltage	250V 50Hz/1min
Contact resistance	< 100 mΩ
Insulation resistance	> 100 MΩ


Mechanical Data

Type	horizontal
Fixation mode	SMT
Height	6.2 mm
Length	10 mm
Width	10 mm
Pin connection	4+1
Perm. ambient temperature	-25 ... +85 °C
Perm. storage temperature	-40 ... +85 °C
Torque (typically)	2.5 Ncm
Max. mech. lifetime	10 000 steps
Positions per rotation	8, 10, 16
Degree of protection	comparable IP67
Sealing	O-Ring
Shock and vibration testing	acc. DIN IEC 68
Humidity	21 days at 40°C, 93%RH

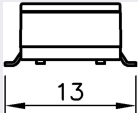
Other Data

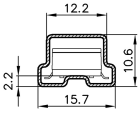
Reflow soldering	10s/260 °C
Iron soldering	2s/340 °C

Configuration

Standard actuators	 Cross shaped slot
--------------------	--

Codes	BCD , 10 Positions
-------	--------------------

Contact Pins	 SMT
--------------	--

Packing	 Tube
---------	---