


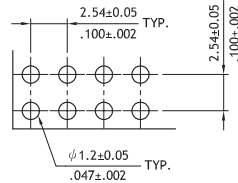
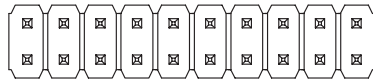
CH81 Series 2.54mm(.100") Dual Row Pin Headers

- Mates with CB83, CB85, CB87, CB91, CB94, CB96 and CB97
- Lead Free soldering process available

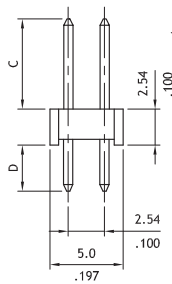
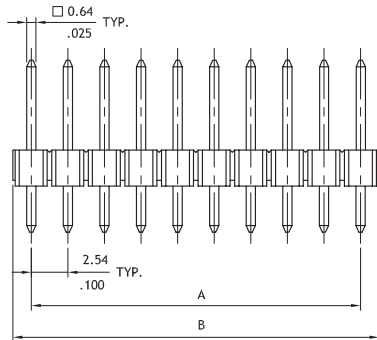
RoHS Compliant



UL **UL** :E159616



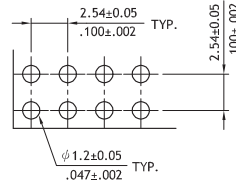
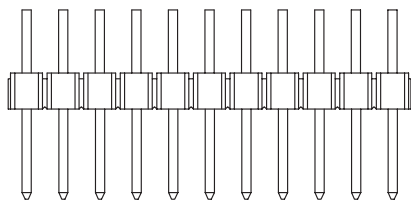
A = 2.54 x No. of Spaces
B = A + 2.36



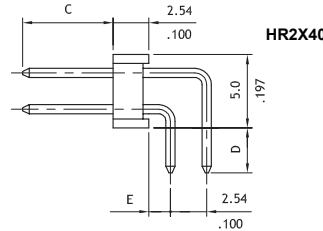
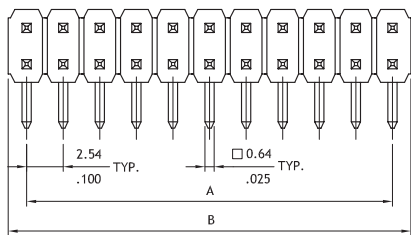
Recommended P.C. Board Layout

HN2X20; HN2X40

Option Code	Pin Dimension	
	C	D
00	6.00(.236)	3.00(.118)
01	6.26(.246)	3.00(.118)
02	3.50(.138)	3.50(.138)
03	4.20(.165)	4.20(.165)
04	15.50(.610)	3.00(.118)



A = 2.54 x No. of Spaces
B = A + 2.36



HR2X40

Option Code	Pin Dimension		
	C	D	E
00	6.00(.236)	3.00(.118)	1.50(.059)
01	6.26(.246)	3.00(.118)	1.50(.059)
02	3.50(.138)	3.50(.138)	1.50(.059)
03	3.00(.118)	3.00(.118)	1.50(.059)
04	3.40(.134)	2.80(.110)	1.50(.059)

Ordering Code

1 **2** **3** **4** **5** **6**
CH 8 1 8 0 2 V 2 0 0

- 1** Series No.
- 2** Circuits: 2= Gold flash over Nickel
04 to 80
- 3** Plating code:
2= Gold flash over Nickel
*Optional plating available but MOQ requested
- 4** Tail Style:
V= Vertical Type
H= Right Angle Type
- 5** Insulator Color:
2= PBT UL 94V-0, Color Black
A= Nylon 6T UL 94V-0, Color Black
- 6** Other options:
00= Standard
* See option code table
* Consult manufacturer for customized pin length

CH

BOARD TO BOARD