

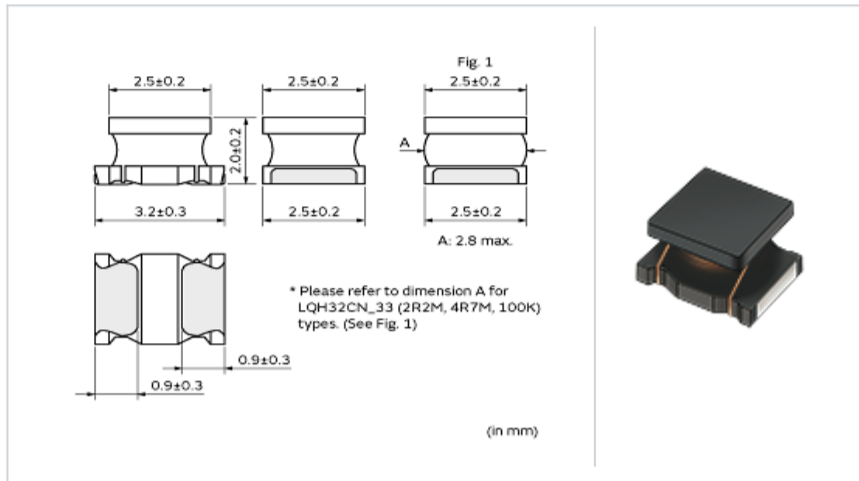
LQH32CN2R2M23#

"#" indicates a package specification code.



< List of part numbers with package codes >
LQH32CN2R2M23L , LQH32CN2R2M23K

Shape



L size	3.2 ± 0.3mm
W size	2.5 ± 0.2mm
T size	2.0 ± 0.2mm
Size code in inch (mm)	1210 (3225)

Specifications

Inductance	2.2μH ± 20%
Inductance test frequency	1MHz
Rated current (Itemp) (Based on Temperature rise)	600mA
Max. of DC resistance	0.169
Avg. of DC resistance	0.13 ± 30%
Self resonance frequency (min.)	64MHz
Operating temperature range (Self-temperature rise is not included)	-40 ~ 85
Class of magnetic shield	No magnetic shield

Notes

When applied Rated current to the Products, self temperature rise shall be limited to 20 °C max and Inductance will be within ± 10% of initial Inductance value.

References

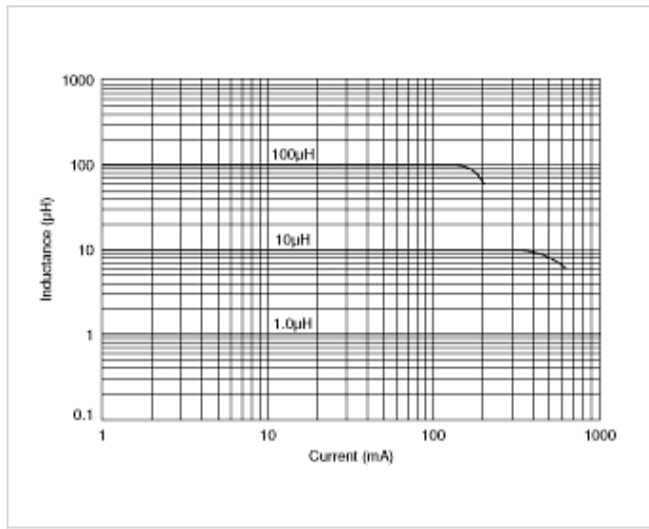
Packaging code	Specifications	Minimum quantity
L	180mm Embossed taping	2000
K	330mm Embossed taping	7500

Mass (Typ.)	
1 piece	0.060g

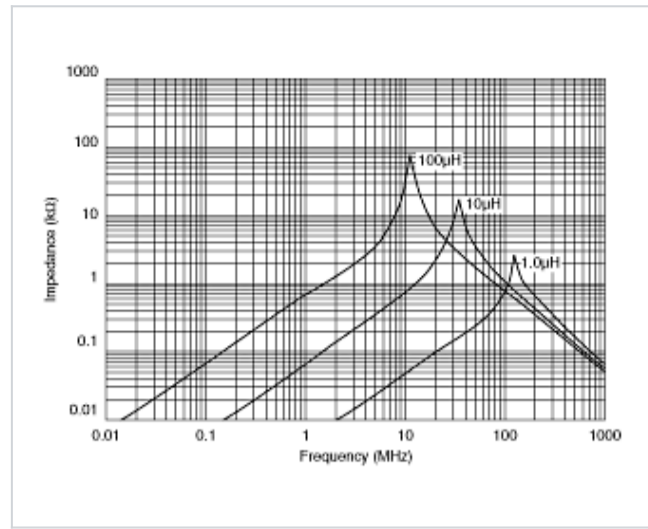
Attention

- 1.This datasheet is downloaded from the website of Murata Manufacturing Co., Ltd. Therefore, it ' s specifications are subject to change or our products in it may be discontinued without advance notice. Please check with our sales representatives or product engineers before ordering.
- 2.This datasheet has only typical specifications because there is no space for detailed specifications. Therefore, please review our product specifications or consult the approval sheet for product specifications before ordering.

▪ Inductance-Current characteristics (Typ.)



▪ Impedance-Frequency characteristics (Typ.)



This PDF data has only typical specifications because there is no space for detailed specifications.

Therefore, please review our product specifications or consult the approval sheet for product specifications before ordering.