

Miniature Fuse with Pigtail, 5.4 x 22.5 mm, Quick-Acting F, H, 250 VAC



IEC 60127-2 · 250VAC · Quick-Acting F



Description

- IEC Standard Fuse
- H = High Breaking Capacity (Ceramic Tube)

Standards

- IEC 60127-2/1
- UL 248-14
- CSA C22.2 no. 248.14

Approvals

- UL File Number: E41599

Applications

- Primary Protection on PCB


References

[Packaging Details](#)

Weblinks

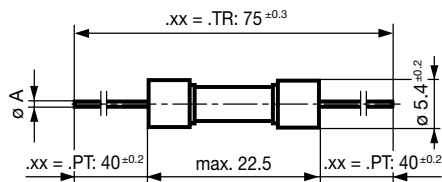
[pdf-datasheet](#), [html-datasheet](#), [General Product Information](#), [Approvals](#), [CE declaration of conformity](#), [RoHS](#), [CHINA-RoHS](#), [REACH](#), [e-Shop](#), [SCHURTER-Stock-Check](#), [Distributor-Stock-Check](#), [Detailed request for product](#)

Technical Data

| | |
|------------------------------|--|
| Rated Voltage | 250VAC |
| Rated current | 0.5 - 16A |
| Breaking Capacity | 500A - 1500A |
| Characteristic | Quick-Acting F |
| Admissible Ambient Air Temp. | -55 °C to 125 °C |
| Climatic Category | 55/125/21 acc. to IEC 60068-1 |
| Material: Tube | Ceramic |
| Material: Endcaps | Nickel-Plated Copper Alloy |
| Material: Axial Leads | Tin-Plated Copper |
| Unit Weight | 1.67 g |
| Storage Conditions | 0 °C to 60 °C, max. 70% r.h. |
| Product Marking |  , Rated current, Rated voltage, Characteristic, Breaking Capacity, Approvals |

| | |
|------------------------------|---|
| Soldering Methods | Wave, Iron Soldering Profile |
| Solderability | 235 °C / 2 sec acc. to IEC 60068-2-20, Test Ta, method 1 |
| Resistance to Soldering Heat | 260 °C / 5 sec acc. to IEC 60068-2-20, Test Tb, method 1A |

Dimension

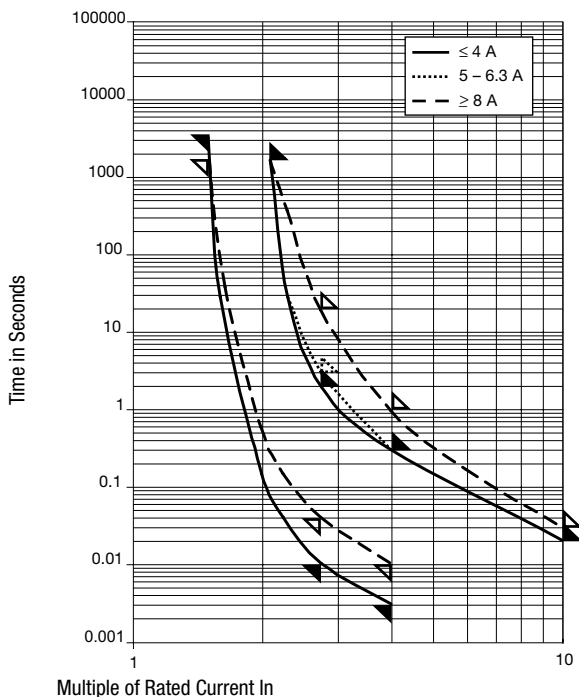


$I_n \leq 6.3 \text{ A}$: $\varnothing A = 0.65 \text{ mm}$
 $8 \text{ A} \leq I_n \leq 12.5 \text{ A}$: $\varnothing A = 0.8 \text{ mm}$
 $I_n \geq 16 \text{ A}$: $\varnothing A = 1.0 \text{ mm}$


Pre-Arcing Time

| Rated Current I _n | 1.5 x I _n min. | 2.1 x I _n max. | 2.75 x I _n min. | 2.75 x I _n max. | 4.0 x I _n min. | 4.0 x I _n max. | 10.0 x I _n max. |
|------------------------------|---------------------------|---------------------------|----------------------------|----------------------------|---------------------------|---------------------------|----------------------------|
| 0.5 A - 4 A | 60 min | 30 min | 10 ms | 2 s | 3 ms | 300 ms | 20 ms |
| 5 A - 6.3 A | 60 min | 30 min | 10 ms | 3 s | 3 ms | 300 ms | 20 ms |
| 8 A - 10 A | 30 min | 30 min | 40 ms | 20 s | 10 ms | 1 s | 30 ms |
| 12.5 A - 16 A | 15 min | 30 min | 40 ms | 20 s | 10 ms | 1 s | 30 ms |

Time-Current-Curves



All Variants

| Rated Current [A] | Rated Voltage [VAC] | Breaking Capacity | Voltage Drop 1.0 I _n max. [mV] | Voltage Drop 1.0 I _n typ. [mV] | Power Dissipation 1.5 I _n max. [mW] | Power Dissipation 1.5 I _n typ. [mW] | Melting I ² t 10.0 Intyp. [A ² s] |  Order Number |
|-------------------|---------------------|-------------------|---|---|--|--|---|--|
| 0.5 | 250 | 1) | 1800 | 830 | 2500 | 2400 | 0.098 | ● 0001.1001.xx |
| 0.63 | 250 | 1) | 1500 | 800 | 2500 | 2400 | 0.207 | ● 0001.1002.xx |
| 0.8 | 250 | 1) | 1200 | 580 | 2500 | 2400 | 0.469 | ● 0001.1003.xx |
| 1 | 250 | 1) | 1000 | 600 | 2500 | 2500 | 0.75 | ● 0001.1004.xx |
| 1.25 | 250 | 1) | 800 | 270 | 4000 | 1000 | 0.538 | ● 0001.1005.xx |
| 1.6 | 250 | 1) | 600 | 350 | 4000 | 1600 | 0.755 | ● 0001.1006.xx |
| 2 | 250 | 1) | 500 | 260 | 4000 | 1600 | 2 | ● 0001.1007.xx |
| 2.5 | 250 | 1) | 400 | 260 | 4000 | 1900 | 3.28 | ● 0001.1008.xx |
| 3.15 | 250 | 1) | 350 | 210 | 4000 | 1900 | 6.78 | ● 0001.1009.xx |
| 4 | 250 | 1) | 300 | 200 | 4000 | 2400 | 12.6 | ● 0001.1010.xx |
| 5 | 250 | 1) | 250 | 160 | 4000 | 2400 | 30.8 | ● 0001.1011.xx |
| 6.3 | 250 | 1) | 200 | 150 | 4000 | 3200 | 36.7 | ● 0001.1012.xx |
| 8 | 250 | 1) | 200 | 140 | 4000 | 3900 | 81.9 | ● 0001.1013.xx |
| 10 | 250 | 1) | 200 | 130 | 4000 | 4700 | 141 | ● 0001.1014.xx |
| 12.5 | 250 | 2) | - | 110 | - | 6900 | 203 | ● 0001.1015.xx |
| 16 | 250 | 2) | - | 120 | - | 7400 | 461 | ● 0001.1016.xx |

Availability for all products can be searched real-time: <http://www.schurter.com/en/Stock-Check/Stock-Check-SCHURTER>

1) IEC: H = 1500 A @ 250 VAC, p.f. = 0.7 - 0.8

1) UL: 10 kA @ 125 VAC, p.f. = 0.7 - 0.8 / 1500 A @ 250 VAC, p.f. = 0.7 - 0.8

2) IEC: 1000 A @ 250 VAC

| Rated Current [A] | Rated Voltage [VAC] | Breaking Capacity | Voltage Drop 1.0 I _n max. [mV] | Voltage Drop 1.0 I _n typ. [mV] | Power Dissipation 1.5 I _n max. [mW] | Power Dissipation 1.5 I _n typ. [mW] | Melting I ² t 10.0 Intyp. [A ² s] | Order Number |
|-------------------|---------------------|-------------------|---|---|--|--|---|--------------|
|-------------------|---------------------|-------------------|---|---|--|--|---|--------------|



2) UL: 500 A @ 125 VAC, p.f. = 0.7 - 0.8 / 1000 A @ 125 VAC / 500 A @ 250 VAC

Packaging Unit .xx = .PT Bulk (1000 pcs.)
 .xx = .TR Taped 33 cm Reel (1000 pcs.)