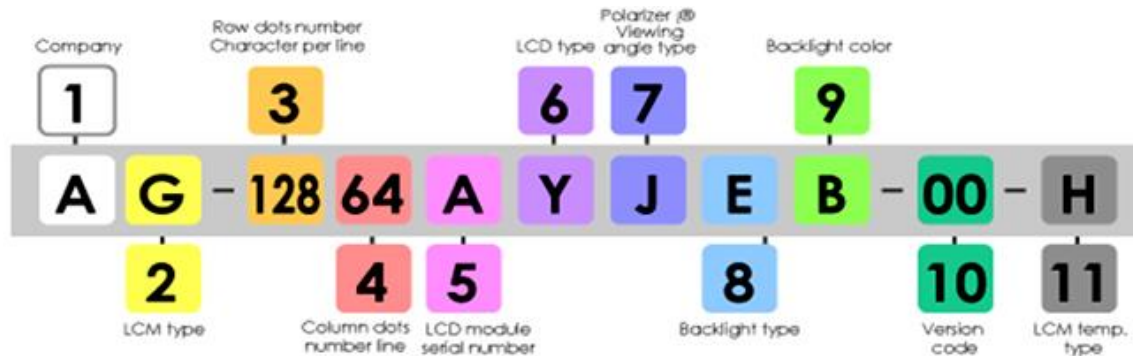
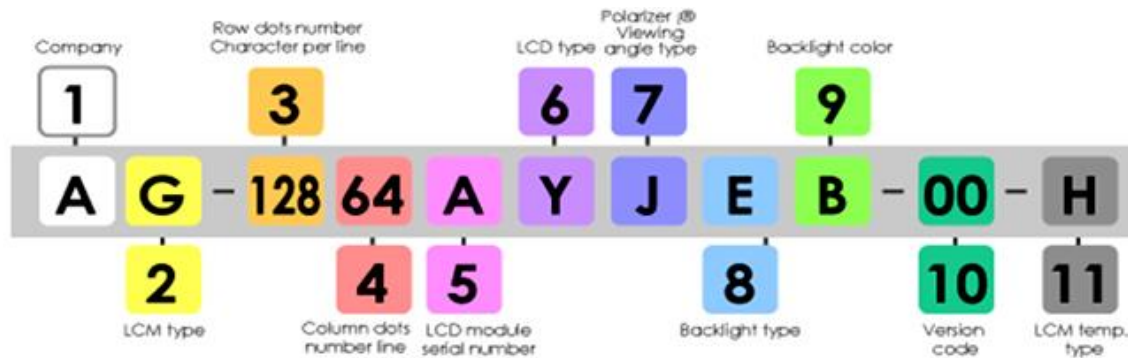


AMPIRE LCD PART NUMBER



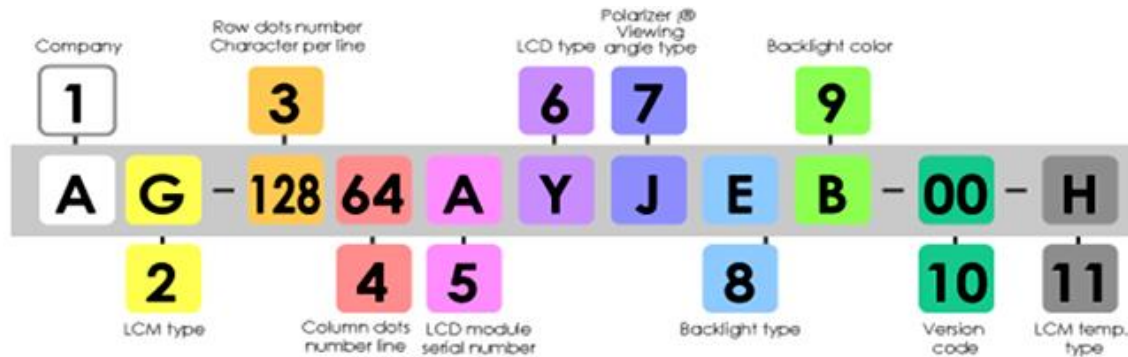
No.	Code Value	Description	Remark
1	A	Company name abbreviated	AMPIRE CO., LTD
2	C, D, F	C=Character / D=CustomerDesign / F=COF	LCM type
	G, L, M	G=Graphic / L=LTPS / M=TFT LCD	
	O, R, T, E, P	O=COG / R=Color STN / T=TAB / O=OLED / P=PLED	
3	122,128,240,320..	Row dots number	Graphic
	08,16,20,24,40..	Characters per line	Character
4	32,64,128,240..	Column dots number	Graphic
	1,2,4...	Lines	Character
5	A0~Z0	LCD module serial number	

AMPIRE LCD PART NUMBER



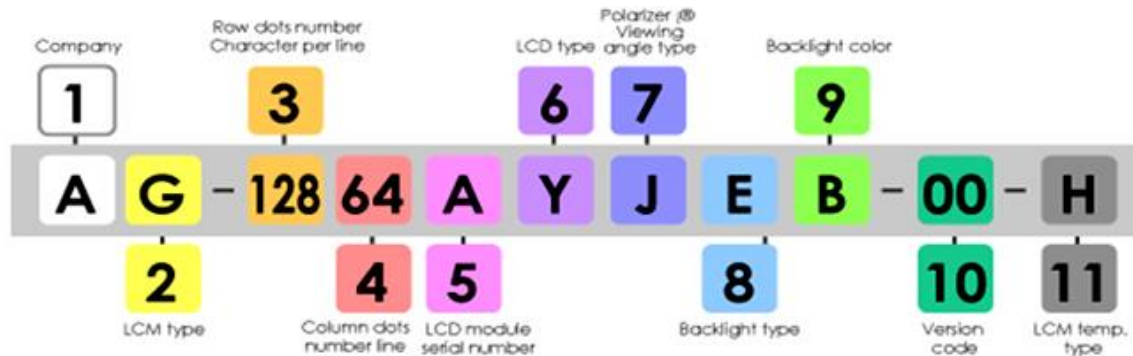
6	N	TN type LCD	LCD type
	Y	STN yellow green type LCD	
	G	STN gray type LCD	
	S	STN negative type LCD	
	F	FSTN type LCD	
	P	FSTN type LCD Paper white	
	W	FSTN type LCD Paper white(No Reverse)	
	C	Color STN	
	T	TFT	
	O	AM OLED	
	Q	PM OLED	
VA	VA (垂直液晶)		

AMPIRE LCD PART NUMBER



7	A	Reflective type/6:00 view	Polarizer & Viewing angle type
	B	Reflective type/12:00 view	
	I	Transflective type/6:00 view	
	J	Transflective type/12:00 view	
	K	Transmissive type/9:00 view	
	L	Transmissive type/3:00 view	
	M	Transmissive type/6:00 view	
	N	Transmissive type/12:00 view	
	T	Negative type/6:00 view	
	U	Negative type/12:00 view	
	V	Negative type/3:00 view	
	Z	Wide Viewing Angle (MVA / IPS / TN+Film EVA)	
	S	Single Blue/ Area color	
	F	Full color	

AMPIRE LCD PART NUMBER



8	NONE	Without backlight	Backlight type
	L, O, P	L=5V LED / O=12V LED / P=24V LED	
	Q, E, C	Q=Edge light LED / E=EL / C=C.C.F.L	
9	NONE	Without backlight	Backlight color
	A, B, G	A=Amber / B=Blue / G=Green	
	R, Y, W	R=Red / Y=Yellow-green / W=White	
10	D, T, P	D=Double Color(Y-G&R) / T=RGB / P=Lamp	
	00~ZZ	Version code	
11	NONE	Normal temperature	LCM Temperature type
	H	Extended temperature	
	D	Dual display	