Number of contacts

32



Female connectors

Identification	Number of contacts	Contact arrangement	Part No.	Performance levels according to IEC 60603-2. Explanation chapter 00	
			3	2	1
Female connector with solder pins 2.9 mm	32		09 04 232 7832	09 04 232 6832 09 04 732 6832[c)]	09 04 232 2832
Female connector with solder pins 4.5 mm	32		09 04 232 7831	09 04 232 6831 09 04 232 6831 222[f)] 09 04 332 6831[b)] 09 04 732 6831[c)]	09 04 232 2831 09 04 232 2831 222[f)]
Female connector with wrap posts 20 mm	32		09 04 232 7821	09 04 232 6821 09 04 732 6821[c)]	09 04 232 2821
Female connector with solder lugs	32		09 04 232 7823	09 04 232 6823	09 04 232 2823

Dimensions

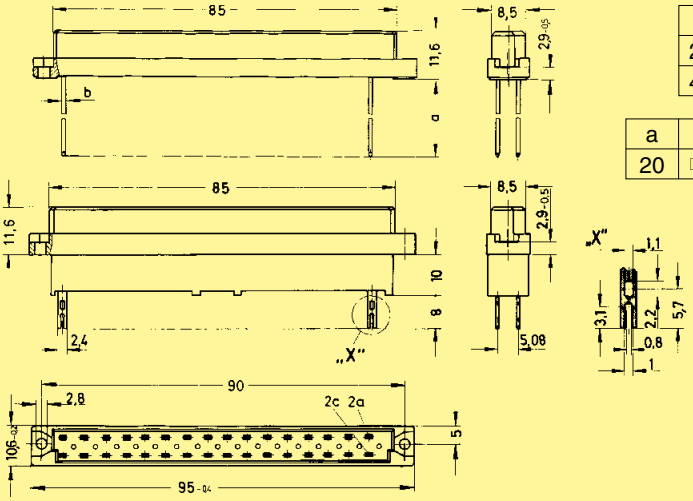

a
2.9
4.5

Solder pins

a	b
20	□1

Wrap posts

Solder lugs

Panel cut out

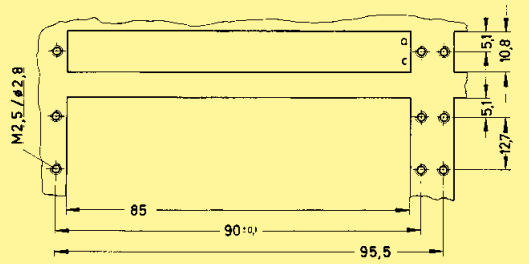

Board drillings

Mounting side

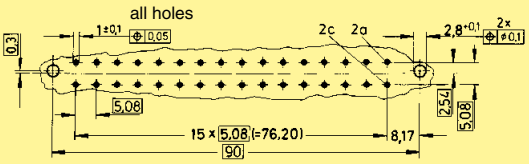

Contact arrangement

View from termination side

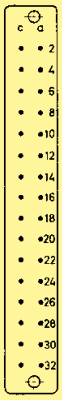

32

Dimensions in mm

DIN Power up to 6 A

b) Connectors with snap-in clips see chapter 00
c) Connectors with coding see chapter 00

f) Railway classification NFF 16-101, Smoke index: F1, Flammability class: I2