

Surface Mountable PTC Resettable Fuse



Specifications:

Applications : All high-density boards.
 Product features : Small surface mountable, solid state, faster time to trip than standard SMD devices, lower resistance than standard SMD devices.
 Maximum voltage : 6V to 60V.
 Temperature range : -40°C to 85°C.



UL : E-345437



Electrical Characteristics (23°C)

Hold Current	Trip Current	Rated Voltage	Maximum Current	Typical Power	Max Time to Trip		Resistance		Part Number
					Current	Time	R _{Min}	R _{1Max}	
I _H , A	I _T , A	V _{Max} , V dc	I _{Max} , A	P _d , W	Amperes	Seconds	Ω	Ω	
0.10	0.30	60	10	0.8	8.0	0.020	1.600	15.00	MC36204
0.35	0.70	16	40	0.8	8.0	0.100	0.320	1.500	MC36209
0.75	1.50	24	40	1.0	8.0	0.200	0.110	0.290	MC36218
0.75	1.50	33	40	1.0	8.0	0.200	0.110	0.400	MC36219
1.10	1.95	16	100	0.8	8.0	0.500	0.040	0.180	MC36224
1.10	2.20	24	100	1.0	8.0	0.500	0.060	0.200	MC36225
1.25	2.50	6	100	0.8	8.0	0.400	0.050	0.140	MC36226
1.25	2.50	6	100	0.8	8.0	0.400	0.050	0.140	MC36227
1.50	3.00	8	100	0.8	8.0	0.500	0.040	0.110	MC36228
1.50	3.00	12	100	1.0	8.0	0.500	0.040	0.110	MC36231
1.50	3.00	24	100	1.0	8.0	1.500	0.040	0.120	MC36232
1.60	3.20	8	100	0.8	8.0	0.500	0.030	0.100	MC36233
1.60	3.20	12	100	1.0	8.0	1.000	0.030	0.100	MC36234
1.60	3.20	16	100	1.0	8.0	1.000	0.030	0.100	MC36235
1.90	4.90	6	100	1.0	8.0	5.000	0.003	0.025	MC36237
2.00	3.50	8	100	1.0	8.0	2.000	0.020	0.070	MC36238
2.60	5.00	13.2	100	1.3	8.0	5.000	0.015	0.050	MC36242
2.60	5.00	16	100	1.3	8.0	5.000	0.015	0.050	MC36243
2.60	5.00	6	100	1.0	8.0	2.500	0.015	0.047	MC36244

I_H = Hold current-maximum current at which the device will not trip at 23°C still air.

I_T = Trip current-minimum current at which the device will always trip at 23°C still air.

V_{MAX} = Maximum voltage device can withstand without damage at its rated current (I maximum).

I_{MAX} = Maximum fault current device can withstand without damage at rated voltage (V maximum).

P_d = Typical power dissipated-type amount of power dissipated by the device when in the tripped state in 23°C still air environment.

R_{MIN} = Minimum device resistance at 23°C prior to tripping.

R_{1MAX} = Maximum device resistance at 23°C measured 1 hour after tripping or reflow soldering of 260°C for 20 seconds.

Termination pad characteristics

Termination pad materials: Pure tin.

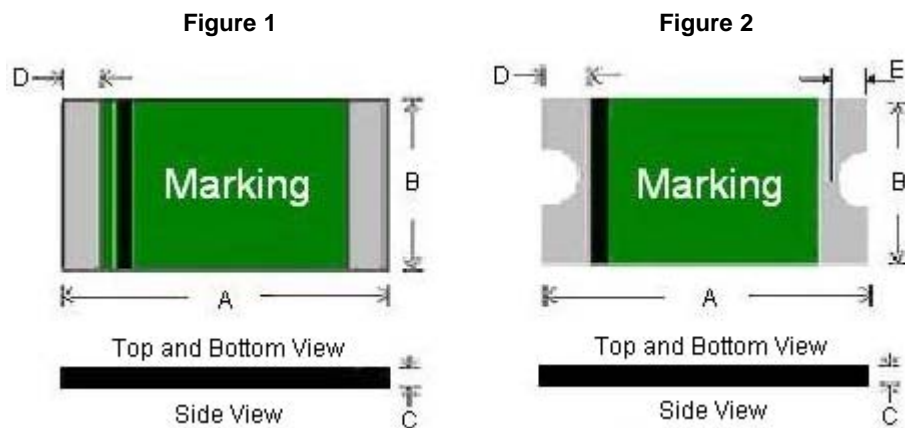
<http://www.farnell.com>
<http://www.newark.com>
<http://www.cpc.co.uk>



Surface Mountable PTC Resettable Fuse



FSMD Product Dimensions (Millimetres)



Dimensions Table

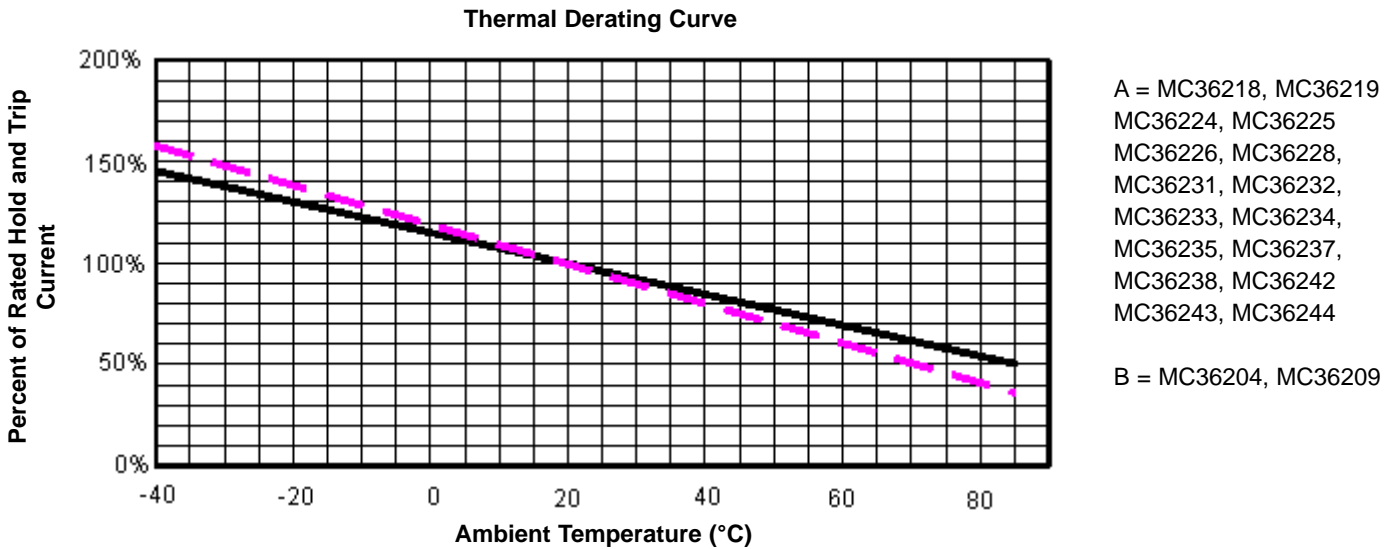
A		B		C		D		E		Figure	Part Number
Minimum	Maximum	Minimum	Maximum	Minimum	Maximum	Minimum	Maximum	Minimum	Maximum		
4.37	4.73	3.07	3.41	0.60	0.90	0.30	0.95	-	-	1	MC36204
4.37	4.73	3.07	3.41	0.40	0.70	0.30	0.95	-	-	1	MC36209
4.37	4.73	3.07	3.41	0.80	1.55	0.25	0.95	0.25	0.65	2	MC36218
4.37	4.73	3.07	3.41	0.80	1.55	0.25	0.95	0.25	0.65	2	MC36219
4.37	4.73	3.07	3.41	0.25	0.90	0.30	0.95	-	-	1	MC36224
4.37	4.73	3.07	3.41	0.80	1.30	0.25	0.95	0.25	0.65	2	MC36225
4.37	4.73	3.07	3.41	0.25	0.55	0.30	0.95	-	-	1	MC36226
4.37	4.73	3.07	3.41	0.25	0.55	0.30	0.95	-	-	1	MC36227
4.37	4.73	3.07	3.41	0.25	0.55	0.30	0.95	-	-	1	MC36228
4.37	4.73	3.07	3.41	0.60	1.10	0.25	0.95	0.25	0.65	2	MC36231
4.37	4.73	3.07	3.41	0.60	1.55	0.25	0.95	0.25	0.65	2	MC36232
4.37	4.73	3.07	3.41	0.25	0.90	0.30	0.95	-	-	1	MC36233
4.37	4.73	3.07	3.41	0.60	1.35	0.25	0.95	0.25	0.65	2	MC36234
4.37	4.73	3.07	3.41	0.60	1.35	0.25	0.95	0.25	0.65	2	MC36235
4.37	4.73	3.07	3.41	0.30	0.70	0.25	0.95	0.25	0.65	2	MC36237
4.37	4.73	3.07	3.41	0.55	1.20	0.25	0.95	0.25	0.65	2	MC36238
4.37	4.73	3.07	3.41	0.80	1.55	0.25	0.95	0.25	0.65	2	MC36242
4.37	4.73	3.07	3.41	0.80	1.55	0.25	0.95	0.25	0.65	2	MC36243
4.37	4.73	3.07	3.41	0.55	1.20	0.25	0.95	0.25	0.65	2	MC36244

Dimensions : Millimetres

Surface Mountable PTC Resettable Fuse

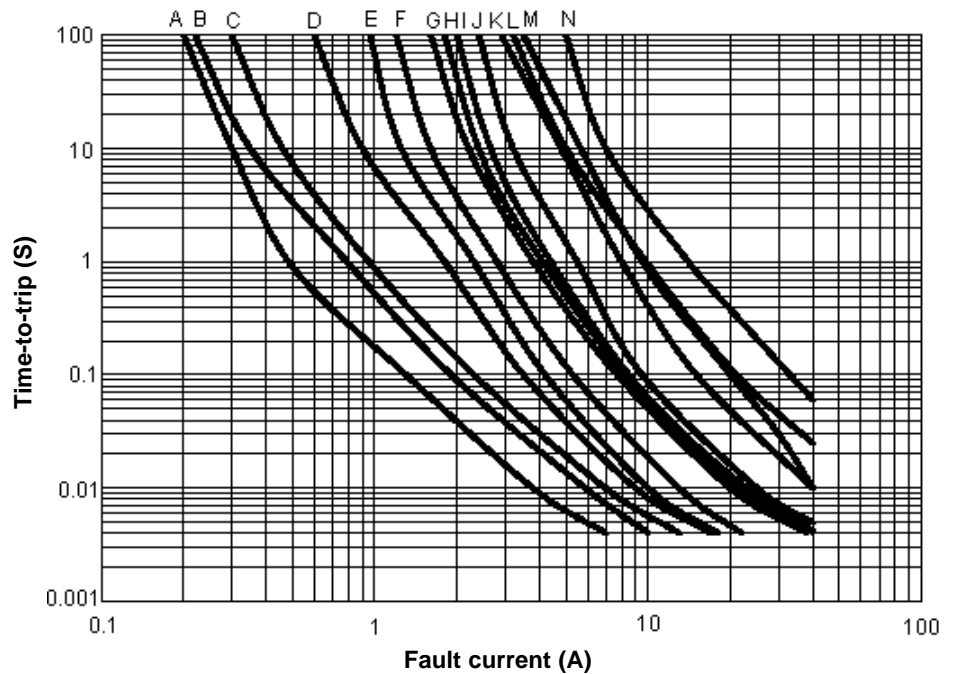


Thermal Derating Curve



Typical Time-To-Trip at 23°C

- A = MC36204
- D = MC36209
- F = MC36218, MC36219
- G = MC36224, MC36225
- H = MC36226
- I = MC36228, MC36231, MC36232
- J = MC36233, MC36234, MC36235
- M = MC36237
- K = MC36238
- L = MC36242, MC36243, MC36244



Material Specification

- Terminal pad material : Pure tin.
- Soldering characteristics : Meets EIA specification RS 186-9E, ANSI/J-std-002 category 3.

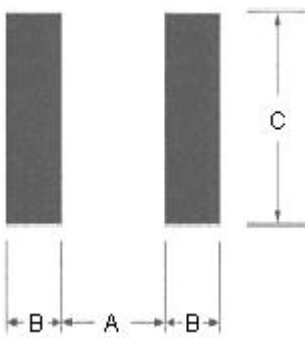


Surface Mountable PTC Resettable Fuse



Pad Layouts Solder Reflow and Rework Recommendations

The dimension in the table below provide the recommended pad layout for each 1812 device.



Pad Dimensions

Device	A Nominal	B Nominal	C Nominal
All 1812 Series	3.45	1.78	3.50

Dimensions : Millimetres

Profile Feature	Pb-Free Assembly
Average Ramp-Up Rate (T_s maximum to T_p)	3°C/second maximum
Preheat: Temperature Minimum (T_s minimum)	150°C
Temperature Maximum (T_s maximum)	200°C
Time (t_s minimum to t_s maximum)	60-180 seconds
Time maintained above: Temperature (T_L)	217°C
Time (t_L)	60-150 seconds
Peak/Classification Temperature (T_p):	260°C
Time within 5°C of actual Peak: Temperature (t_p)	20-40 seconds
Ramp-Down Rate:	6°C/second maximum
Time 25°C to Peak Temperature:	8 minutes maximum

Note 1: All temperatures refer to of the package, measured on the package body surface.

Solder reflow

Due to "Lead Free" nature, Temperature and Dwelling time for the soldering zone is higher than those for Regular. This may cause damage to other components.

1. Recommended max past thickness > 0.25mm.
2. Devices can be cleaned using standard methods and aqueous solvent.
3. Rework use standard industry practices.
4. Storage Environment : < 30°C/60%RH.

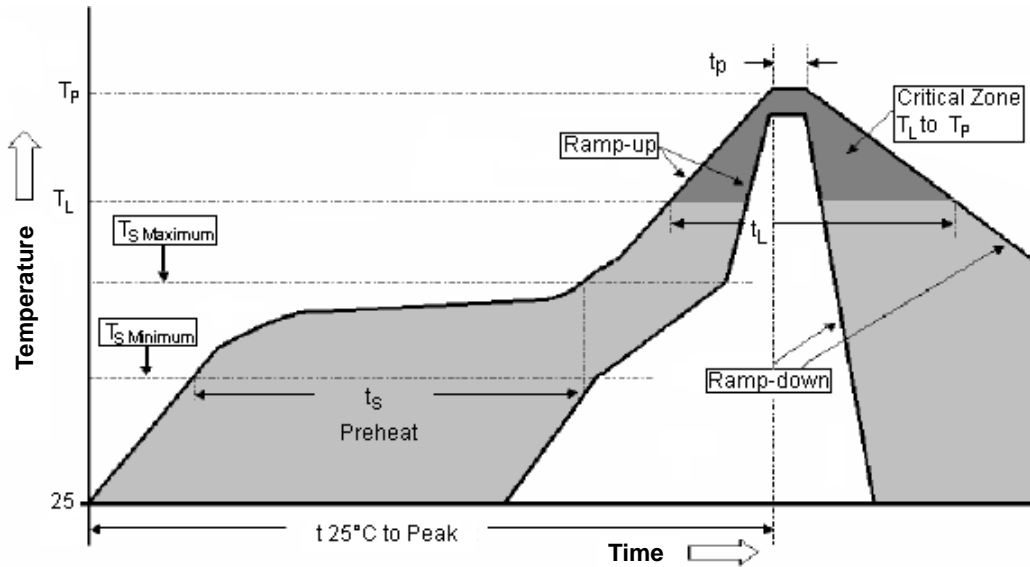
Caution:

1. If reflow temperatures exceed the recommended profile, devices may not meet the performance requirements.
2. Devices are not designed to be wave soldered to the bottom side of the board.

Surface Mountable PTC Resettable Fuse



Reflow Profile



Part Number Table

Description	Part Number
Surface Mountable PTC Resettable Fuse	MC36204
Surface Mountable PTC Resettable Fuse	MC36209
Surface Mountable PTC Resettable Fuse	MC36218
Surface Mountable PTC Resettable Fuse	MC36219
Surface Mountable PTC Resettable Fuse	MC36224
Surface Mountable PTC Resettable Fuse	MC36225
Surface Mountable PTC Resettable Fuse	MC36226
Surface Mountable PTC Resettable Fuse	MC36227
Surface Mountable PTC Resettable Fuse	MC36228
Surface Mountable PTC Resettable Fuse	MC36231
Surface Mountable PTC Resettable Fuse	MC36232
Surface Mountable PTC Resettable Fuse	MC36233
Surface Mountable PTC Resettable Fuse	MC36234
Surface Mountable PTC Resettable Fuse	MC36235
Surface Mountable PTC Resettable Fuse	MC36237
Surface Mountable PTC Resettable Fuse	MC36238
Surface Mountable PTC Resettable Fuse	MC36242
Surface Mountable PTC Resettable Fuse	MC36243
Surface Mountable PTC Resettable Fuse	MC36244

Disclaimer This data sheet and its contents (the "Information") belong to the Premier Farnell Group (the "Group") or are licensed to it. No licence is granted for the use of it other than for information purposes in connection with the products to which it relates. No licence of any intellectual property rights is granted. The Information is subject to change without notice and replaces all data sheets previously supplied. The Information supplied is believed to be accurate but the Group assumes no responsibility for its accuracy or completeness, any error in or omission from it or for any use made of it. Users of this data sheet should check for themselves the Information and the suitability of the products for their purpose and not make any assumptions based on information included or omitted. Liability for loss or damage resulting from any reliance on the Information or use of it (including liability resulting from negligence or where the Group was aware of the possibility of such loss or damage arising) is excluded. This will not operate to limit or restrict the Group's liability for death or personal injury resulting from its negligence. SPC Multicomp is the registered trademark of the Group. © Premier Farnell plc 2011.