

Euromas II

Enclosure, ABS



ET 239

Order no.: 63239000

* = Available on request.

Characteristics

Colour of enclosure group

Light grey

Protection class

IP 65

Enclosure Material

ABS, PC (UV stabilised); seal made of CR; for details see Technical Information

Scope of delivery

Lid and base, self-tapping coarse-pitch thread lid screws made of V2A

Note


Material shrinkage may result in ABS enclosures being approx. 0.1 - 0.25 % larger.

Dimensions

Dimensions

250 x 160 x 57 mm

Product drawing



Technical documentation / Downloads

Technical drawings

3D product data in STEP format: 63239000 ET-239.stp (1.9 MB)

Drawing for mechanical processing: 63239000 ET-239-G.dxf (955.9 KB)

Milling contours are shown here as a DXF file. (Sub D, USB, HDMI, cable glands, ...)

Product drawing in PDF format: 63239000 ET-239.pdf (105.2 KB)

Product drawing in DXF format: 63239000 ET-239.dxf (1.1 MB)

Product information

19.10.2022

Important!

To compensate for pressure when temperatures change and cause moisture in the enclosure, we recommend that you use a pressure compensation element.

» Additional information

Matching accessories



Rubber feet

22009000 GF


Polyurethane, 65-75 Shore

Black



Mast mounting, stainless steel V2A, uncoated

96500167 MH 167



DIN rails DIN EN 60715 TH 15, galvanised steel

22152301 TS 15.230.1

For EM/ET 224, EM/ET 233-236, EM/ET 239-242, B 2617.., B 2613.., B 2736.. (crosswise)



DIN rails DIN EN 60715 G 32, galvanised steel

22322301 TS 32.230.1

For EM/ET 224, EM/ET 233-236, EM/ET 239-242, B 2617.., B 2613.., B 2736.. (crosswise)



DIN rails DIN EN 60715 TH 35, galvanised steel

22352301 TS 35

For EM/ET 224, EM/ET 233-236, EM/ET 239-242, B 2617.., B 2613.., B 2736.. (crosswise)



Mounting panels, laminated paper

22000900 M M 239/240/241/250

For EM/ET 239-241, M/T 240, M/T 241, M/T 250




Wall brackets, screw-on at rear

22010000 EM-WL



Screw covers

22080000 EM-SA



Universal rubber feet for stability of the enclosures on all surfaces

35800300 BOP-GF

Polyurethane, 65-75 Shore

Transparent



Screws (SHR) and distance bolts (DIBLZ) for mounting bosses in plastic enclosures

59006219 SHR Z KA30x6

SD = 3.0 / ND = 2.4-2.6 / KD = 5.3