

TE

PRECISION HOT-AIR STATION

Reference Guide

TE / PRECISION HOT-AIR

CONTENTS

CONTROL UNIT



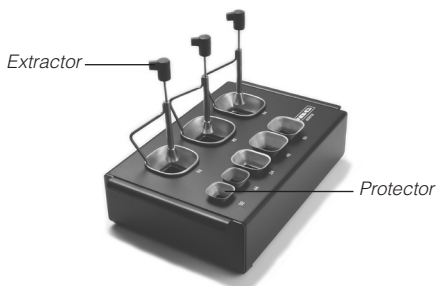
STAND JT-SA



HEATING SET TE-TA (230V/120V/100V)



EXTRACTOR STAND * 0008752



TRIPOD * T2250 ø40



NOZZLE 0009209 ø3 0009208 ø4 0009080 ø5



SUCTION TUBE * 0932330




SUCTION CUPS * 0930110



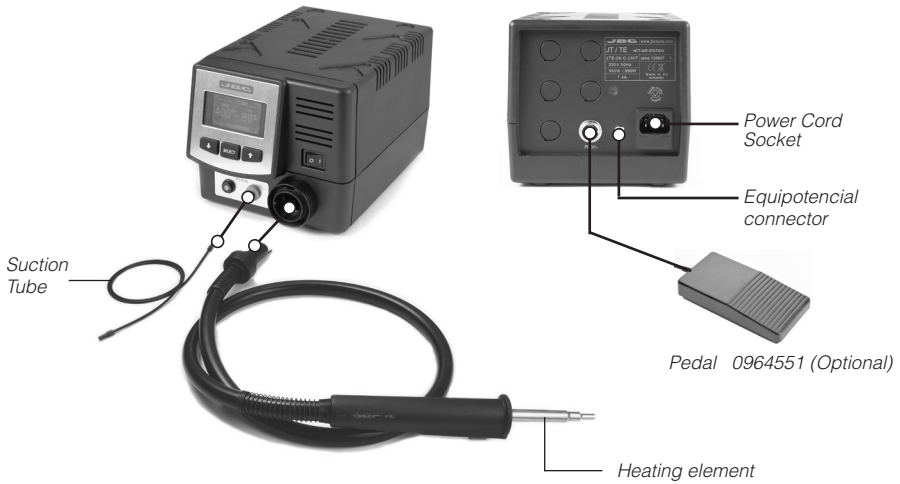
CORD




MANUAL



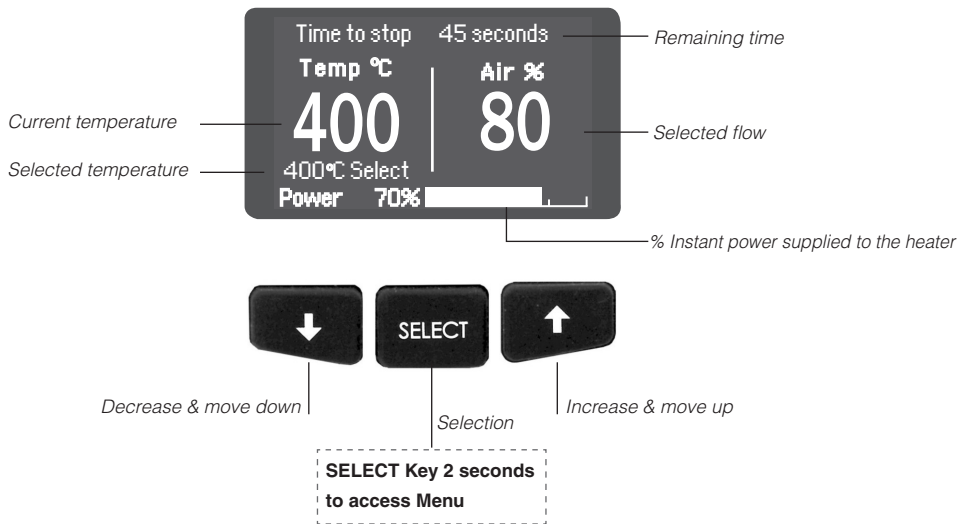
* These accessories are not supplied with TE-2QA or TE-1QA stations

INSTALLATION

Connectable tools:
JT-T2A / JT-T1A
TE-TA

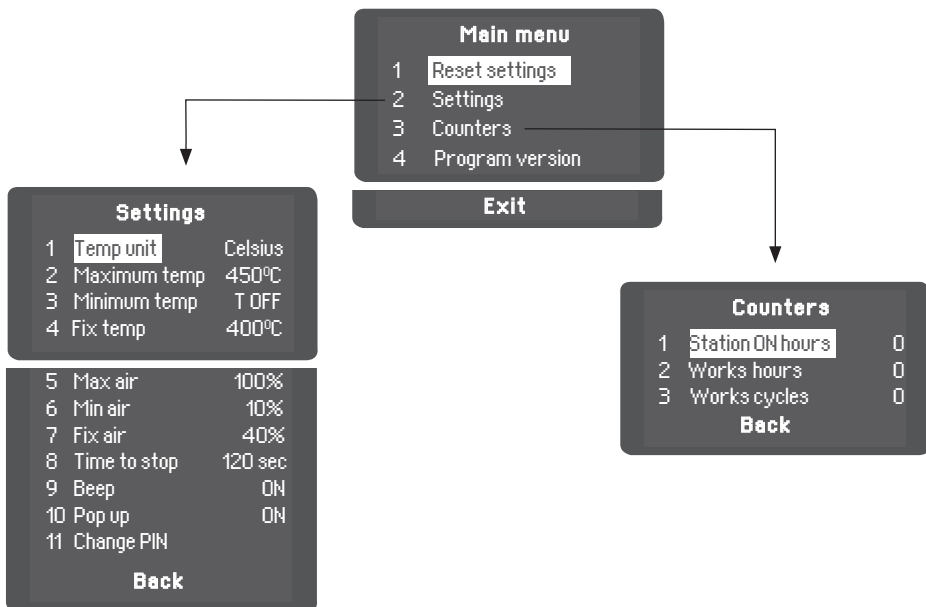
DESCRIPTION

WORKING

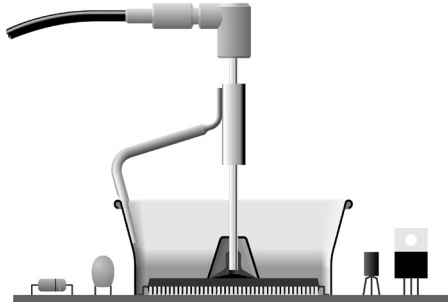


SETTINGS

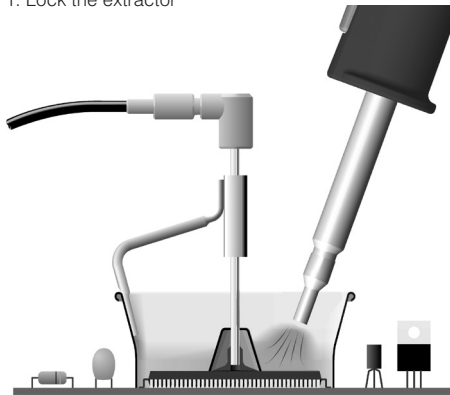
ORIGINAL PIN: 0105




DESOLDERING PROCEDURE



1. Lock the extractor



2. Hot-air melts the solder



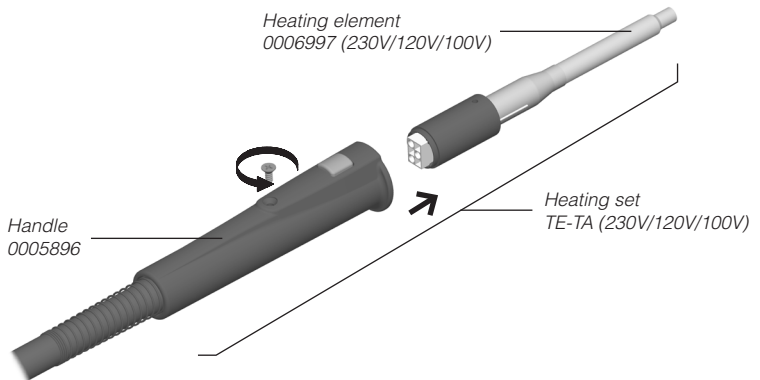
3. IC is removed automatically

MAINTENANCE

FOLLOW THIS PROCESS INVERTED TO RE-CONNECT THE HEATING ELEMENT

This step has to be performed when the tool is stopped and the heating set is cold.

1. Untighten screw.
2. Separate the heating element from the heating set's handle.
3. Connect the new heating element, pushing it's extreme.
4. Insert screw to avoid air-loss which could reduce the heating element's lifetime.



CHANGING THE HEATING SET

Ensure that the tool is stopped.

Use a wrench to unscrew the cover.



Move back the cover. Pull the connector from the socket to disconnect the heating set from the station. Follow this process inverted to re-connect the heating set.

TECHNICAL SPECIFICATIONS

- Temperature selection from 150 to 450°C ($\pm 5\%$) and "cool".
- Power: 300W.
- Air flow regulation: 6-45l/min.
- **TE-2A** 230V control unit. Input: 230V 50/60Hz.
- **TE-1A** 120V control unit. Input: 120V 50/60Hz.
- **TE-9A** 100V control unit. Input: 100V 50/60Hz.
- Total weight of unit: 2.5Kg.
- Complies with CE standards on electrical safety, electromagnetic compatibility and ESD protected housing "skin effect".
- RoHS compliant.
- Equipotential connector and the tool tip are connected to station mains ground supply for ESD protection.



This product should not be thrown in the garbage.



WARRANTY

The JBC 2 years warranty, guarantees this equipment against all manufacturing defects, covering the replacement of defective parts and all necessary labour.

Warranty does not cover product wear due to use or mis-use.

In order for the warranty to be valid, equipment must be returned, postage paid, to the dealer where it was purchased enclosing this, fully filled in, sheet.

SERIAL N°

STAMP OF DEALER

DATE OF PURCHASE

MORE INFORMATION
www.jbctools.com

0009325/0610