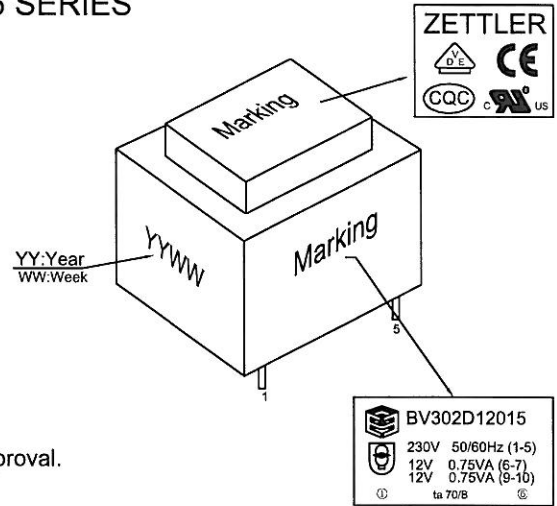


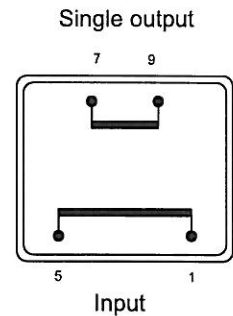
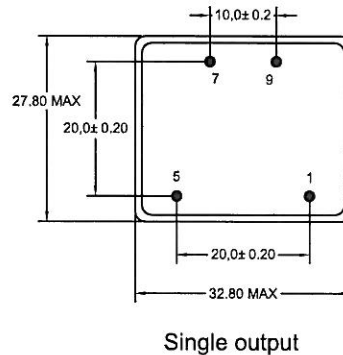
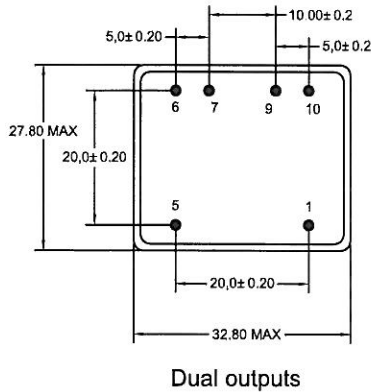
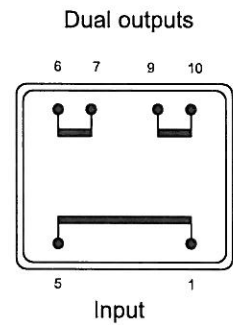
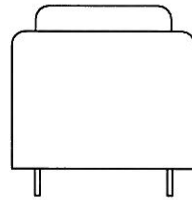
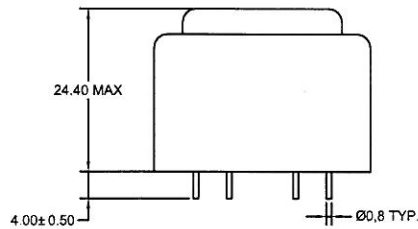
SEALED TRANSFORMER, PCB 1.5VA EI 30-12.5 SERIES

1. ELECTRICAL SPECIFICATIONS:

- A. Input Voltage and Frequency: 115/230V @ 50/60 Hz
- B. Secondary Voltage: See Electrical Table
- C. Ambient Temperature: 70° C MAX allowed.
- D. Insulation Resistance:
 - 100M Ohm Min @ 500VDC PRI. to SEC.
- E. Hi-Pot:
 - 4200Vrms 1mA 1second @ PRI. to SEC.
- F. Approvals:
 - UL506,UL1585 class 2 and class 3,VDE,EN61558,EN60950
- G. When the primary is 115V input,the transformer are non CQC approval.



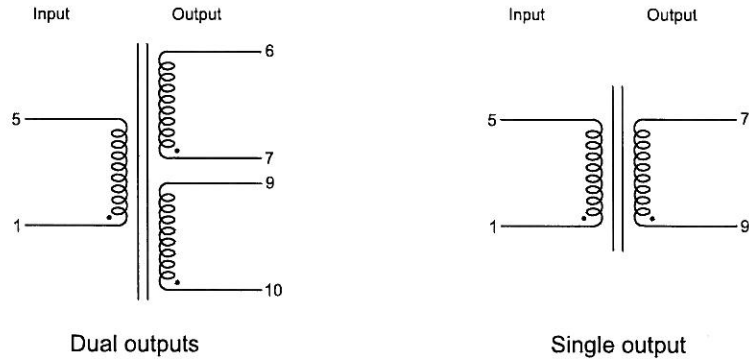
2. MECHANICAL SPECIFICATIONS:



A1	Changed the hi-pot from 2800V to 4200V,for 115V primary	Winston	2008-3-18
REV.	DESCRIPTION	DRAWN	DATE(M/D/Y)

TOLERANCE	SCALE NOT 1:1	UNIT mm	DATE (M/D/Y)	MODEL DESCRIPTION	
X	±0.3	DRAWN	Janise	ZETTLER MAGNETICS TITLE EI 30-12.5 1.5VA	MATERIAL 120° C or higher
X.X	±0.2	CHECKED			MODEL: EI 30-12.5 1.5VA
X.XX	±0.1	APPROVED			SHEET: 1 OF 2
THICKNESS	/				
REV.	A0				

3. SCHEMATIC DIAGRAM:



4. ELECTRICAL TABLE:

Part Number (Input: 115V)	Part Number (Input: 230V)	Secondary Voltage (V)		Secondary current (mA)	No-load Voltage (V)(max)	Ambient temperature (°C)	Rated Power (VA)
BV301S06015	BV302S06015	6±10%		250	9.7	T 70 B	1.5
BV301S09015	BV302S09015	9±10%		167	14.5	T 70 B	1.5
BV301S12015	BV302S12015	12±10%		125	19.3	T 70 B	1.5
BV301S15015	BV302S15015	15±10%		100	24.2	T 70 B	1.5
BV301S18015	BV302S18015	18±10%		83	29.8	T 70 B	1.5
BV301S24015	BV302S24015	24±10%		63	38.6	T 70 B	1.5
BV301D06015	BV302D06015	6±10%	6±15%	2×125	2×9.7	T 70 B	1.5
BV301D09015	BV302D09015	9±10%	9±15%	2×83	2×15.3	T 70 B	1.5
BV301D12015	BV302D12015	12±10%	12±15%	2×63	2×19.3	T 70 B	1.5
BV301D15015	BV302D15015	15±10%	15±15%	2×50	2×24.2	T 70 B	1.5
BV301D18015*	BV302D18015*	18±10%	18±15%	2×42	2×29	T 70 B	1.5
BV301D24015*	BV302D24015*	24±10%	24±15%	2×31	2×38.6	T 70 B	1.5

* To be noted:*marked transformers are non VDE approved.
Those transformers meet all requirement of EN61558-2-4.

TOLERANCE		SCALE NOT 1:1	UNIT mm	DATE (M/D/Y)	REV.	DESCRIPTION	DRAWN	DATE(M/D/Y)
X	±0.3	DRAWN	Janise	2008-1-16				
X.X	±0.2	CHECKED						
X.XX	±0.1	APPROVED						
THICKNESS	/							
REV.	A0							

MODEL DESCRIPTION			
ZETTLER MAGNETICS		MATERIAL	120° C or higher
		MODEL:	EI 30-12.5 1.5VA
TITLE			
EI 30-12.5 1.5VA			
		SHEET: 2 OF 2	