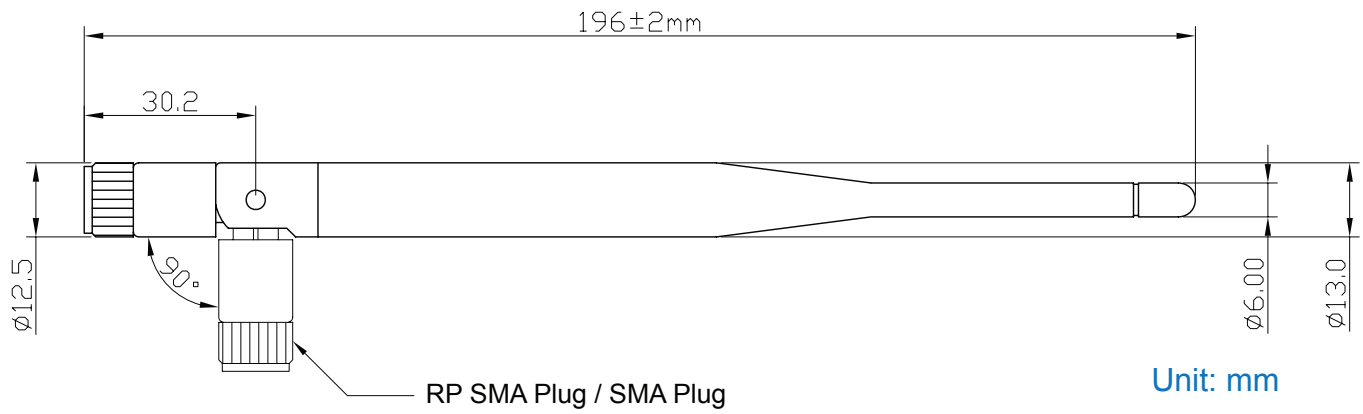


WLAN 2.4GHz 5dBi Antenna

Swivel type



Structure Figure



Mechanical

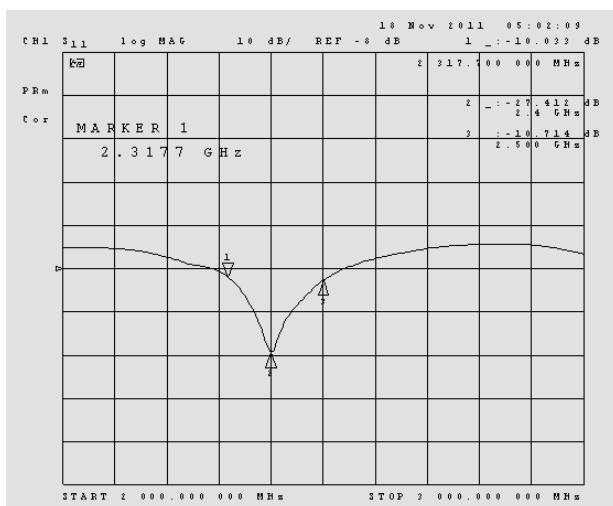
Antenna Cover	TPEE (Black)
Antenna Base	PC + PBT (Black)
Operating Temperature	-20°C~+65°C
Storage Temperature	-30°C~+75°C
Connector	RP-SMA Plug (19N)
	SMA Plug (01N)
Cable Type	RG316

Electrical

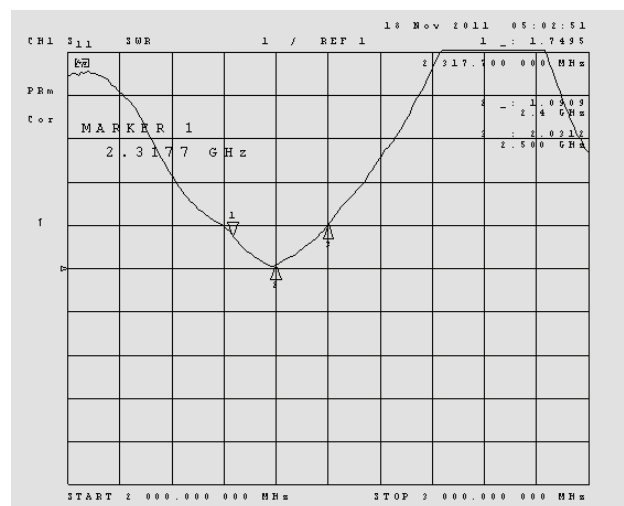
Frequency Range	2.4 GHz
Impedance	50 Ω
Return Loss	-27.412 dB @ 2.4 Ghz
Certain direction	Omni
V.S.W.R	< 2.0 : 1
Gain	5 dBi

Test results

Return Loss



VSWR



Test Report Pattern Test

