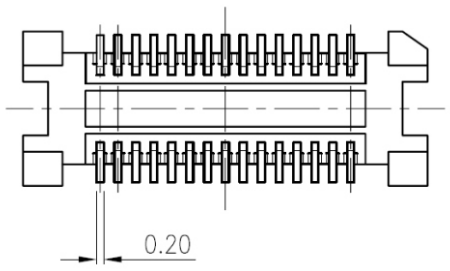
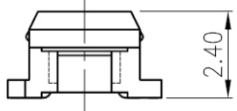
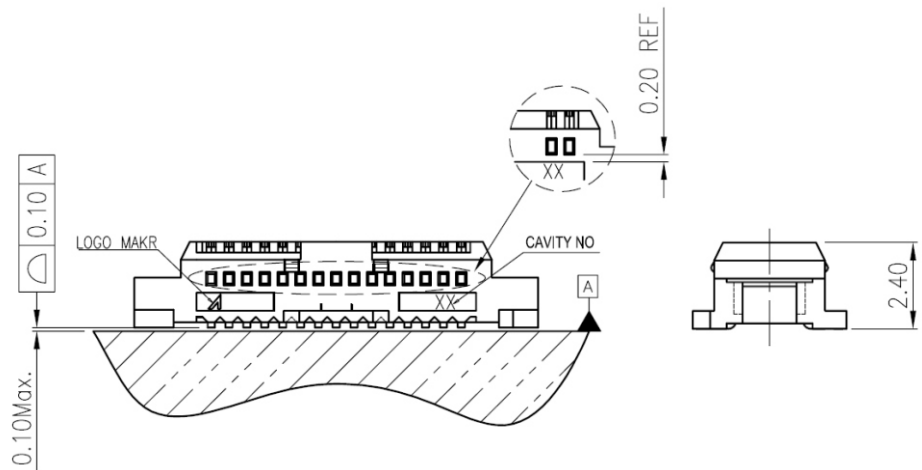


RECOMMENDED PCB LAYOUT  
GENERAL TOLERANCE ±0.05

Notes:

1. Material:  
Housing is High Temperature Thermoplastic  
Terminal is Brass thickness is 0.15 mm
2. Plating:  
1.27 um min. Nickel over all  
Gold Flash all over
3. Coplanarity is 0.1 mm max. on datum A
4. True-position is 0.1 mm max. on datum B



RoHS Compliant

P/N	Ckts	Dim A	Dim B	Dim C
GSM 20PIN CON 3.0	20	4.50	5.24	8.80
GSM 30PIN CON 3.0	30	7.00	7.74	11.30
GSM 40PIN CON 3.0	40	9.50	10.24	13.80
GSM 50PIN CON 3.0	50	12.00	12.74	16.30
GSM 60PIN CON 3.0	60	14.50	15.24	18.80
GSM 70PIN CON 3.0	70	17.00	17.74	21.30
GSM 80PIN CON 3.0	80	19.50	20.24	23.80

PART NO.		CHECKED BY		TOLERANCES ARE .X ± 0.2 .XX ± .XXX ± AWG	DESCRIP TION:			
DWG NO.		DRAWING BY						
FILE NO.		PROJECTION		AREA	REVISIONS	HK	DATE	
UNIT / mm	SCALE 1:1							