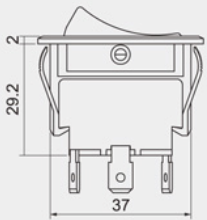


R13-220B -



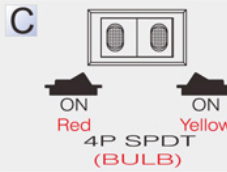
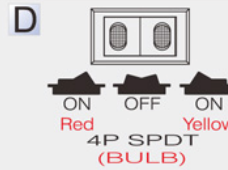
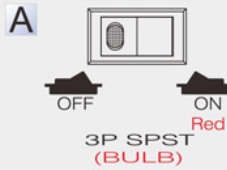
20A 12V DC
10A 24V DC

FEATURES

► For wire connector, please refer to page 84 (R4-50)



FUNCTION



TERMINAL

0 1		.250" SQ
0 5		S0
0 7		SC M4

X

Y

	X	Y
0.75~1.25	37.3-0.1	21.2+0.1
1.25~2.0	37.5-0.1	21.2+0.1
2.0~3.0	37.9-0.1	21.2+0.1

