

Surface Mount Fuse, 7.4 x 3.1 mm, Quick-Acting F, 63 VAC, 63 VDC



OMF 63

UL 248-14 · 63 VAC · 63 VDC · Quick-Acting F



Description

- Directly solderable on printed circuit boards

Standards

- UL 248-14
- CSA C22.2 no. 248.14

Approvals

- UL File Number: E41599
- CSA File Number: 51172

References

[Packaging Details](#)

Corresponding Fuseholder [OMH 125](#)


Assembled Fuseholder [OMK 63](#)

Fuse Kit [Fuse Kit OMF](#)

Weblinks

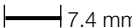
[pdf-datasheet](#), [html-datasheet](#), [General Product Information](#), [Approvals](#), [CE declaration of conformity](#), [RoHS](#), [CHINA-RoHS](#), [e-Shop](#), [SCHURTER-Stock-Check](#), [Distributor-Stock-Check](#), [Detailed request for product](#)

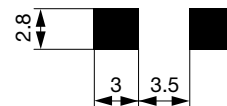
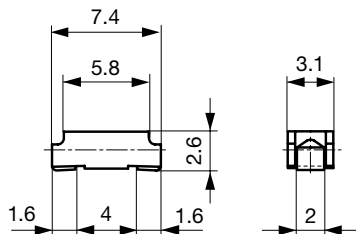
Technical Data

Rated Voltage	63 VAC, 63 VDC
Rated current	0.063 - 10 A
Breaking Capacity	50 A
Characteristic	Quick-Acting F
Mounting	PCB,SMT
Admissible Ambient Air Temp.	-40 °C to 125 °C
Climatic Category	40/85/21 acc. to IEC 60068-1
Material: Housing	Thermoplastic, UL 94V-0
Material: Terminals	Tin-Plated Copper Alloy
Unit Weight	0.1 g
Storage Conditions	0 °C to 60 °C, max. 70% r.h.
Product Marking	 Type, Current, Approvals

Soldering Methods	Reflow, Wave
Solderability	245 °C / 3 sec acc. to IEC 60068-2-58, Test Td
Resistance to Soldering Heat	260 +0/-5 °C / 40 sec acc. to IPC/JEDEC J-STD-020D, Level 1
Current Carrying Capacity	acc. to EIA/IS-722, Test 4.3.3
Terminal Strength	MIL-STD-202, Method 211A Deflection of board 1 mm for 1 minute
Case Resistance	acc. to EIA/IS-722, Test 4.7 >100 MΩ (between leads and body)
Mechanical Shock	MIL-STD-202, Method 213B (Shock 50g, half sine wave, 11 ms)
Vibration, High Frequency	MIL-STD-202, Method 204D Shock 20 gn, 20 min, 10-2 kHz, 12 cyc.
Flammability	min. UL 94V-1 (acc. to EIA/IS-722, Test 4.12)

Dimension

 7.4 mm




Soldering pads

Pre-Arcing Time

Rated Current In	1.0 x In min.	2.0 x In max.	4.0 x In max.
0.063 A - 5 A	4 h	1 s	10 ms
6.3 A - 8 A	4 h	5 s	50 ms
10 A	4 h	20 s	60 ms

Variants

Rated Current [A]	Rated Voltage [VAC]	Rated Voltage [VDC]	Breaking Capacity	Voltage Drop 1.0 In typ. [mV]	Power Dissipation 1.0 I _n typ. [mW]	Melting I ² t 4.0 In typ. [A ² s]		Order Number
0.063	63	63	1)	2550	160	0.00011	●	3402.0003.xx
0.1	63	63	1)	1770	180	0.00067	●	3402.0004.xx
0.125	63	63	1)	1770	220	0.0011	●	3402.0049.xx
0.16	63	63	1)	1770	270	0.0018	●	3402.0005.xx
0.25	63	63	1)	990	250	0.0058	●	3402.0006.xx
0.35	63	63	1)	990	350	0.0076	●	3402.0043.xx
0.375	63	63	1)	990	370	0.013	●	3402.0044.xx
0.4	63	63	1)	960	380	0.016	●	3402.0007.xx
0.5	63	63	1)	350	180	0.01	●	3402.0045.xx
0.63	63	63	1)	290	180	0.02	●	3402.0008.xx
0.75	63	63	1)	260	200	0.031	●	3402.0046.xx
1	63	63	1)	220	220	0.078	●	3402.0009.xx
1.25	63	63	1)	220	280	0.14	●	3402.0010.xx
1.5	63	63	1)	200	300	0.24	●	3402.0047.xx
1.6	63	63	1)	200	320	0.27	●	3402.0011.xx
2	63	63	1)	200	400	0.44	●	3402.0012.xx
2.5	63	63	1)	190	480	0.97	●	3402.0013.xx
3	63	63	1)	190	570	1.3	●	3402.0014.xx
3.15	63	63	1)	190	600	1.2	●	3402.0048.xx
3.5	63	63	1)	140	490	1.6	●	3402.0015.xx
4	63	63	1)	140	560	2.1	●	3402.0016.xx
5	63	63	1)	140	700	2.9	●	3402.0017.xx
6.3	63	63	1)	110	690	14	●	3402.0018.xx
7	63	63	1)	105	740	16	●	3402.0019.xx
8	63	63	1)	100	800	20	●	3402.0020.xx
10	63	63	1)	80	800	54	●	3402.0040.xx

Most Popular.

Availability for all products can be searched real-time: <http://www.schurter.com/en/Stock-Check/Stock-Check-SCHURTER>

1) 50 A @ 63 VAC/DC

Packaging Unit

- .xx = .11 Plastic Bag (100 pcs.)
- .xx = .22 Blister Tape 18 cm Reel (750 pcs.)
- .xx = .24 Blister Tape 33 cm Reel (3000 pcs.)

Time-Current-Curves

