

The power behind your lights



Model: JLV-12060KA-L (12V) Size: 253*40*22mm
 JLV-24060KA-L (24V)



Brief Information

SSS
Super Slim Series

60W

Waterproof Power Supply (C.V.)

Model JLV-12060KA-L / JLV-24060KA-L
 Input 170~250V AC
 Output 12VDC 5A 60W/ 24VDC 2.5A 60W

Product Features

- Super slim design (Perfect for narrow space installation)
- High transfer efficiency
- Stable constant voltage output
- IP67, for both indoor & outdoor
- 100% full loading, 100% burn-in tested
- Overload/short circuit protection

MAIN ELECTRICAL DATA

AC Input

Input Voltage	170~250V
Input Frequency	50/60Hz
Efficiency (Typ.)	85%
Input Current	230V: 0.48A max.
Inrush Current	40A
Leakage Current	3mA/230VAC

DC Output

Output Voltage	12V	24V
Rated Current	5A	2.5A
Rated Power	60W	60W
Ripple & Noise (Max.)	<100mVp-p	<100mVp-p
Setup, Rise Time	1500ms/230VAC	1500ms/230VAC
Line Regulation	1%	1%
Load Regulation	1%	1%

Service Environment

Working Temp.	-30°C~50°C
Working Humidity	20~98%RH
Storage Temp.	-40°C~80°C
Storage Humidity	10~98%RH

Protection

Overload	Yes, cut-off mode, output shuts down if over-loaded
Short Circuit	Yes, hiccup mode, recovers automatically after fault condition is removed

Safety

Safety Standard	EN 61347-2-13
Withstand Voltage	I/P-O/P: 3750VAC/1min/<5mA
Isolation Resistance	I/P-O/P: >100M Ohms / 500VDC /25°C / 70%RH

Packaging Information

Product Dimension	253*40*22mm
Products Net Weight	390G
PCS/Carton(QTY)	30 PCS
Master Carton Size	Pending
G. Weight/ Carton	15KG


Installation Tips:

- Please identify the power supply's input and output before installation.
- Ensure correct output + & - wire connection. Power on after wire connection is done.
- To avoid voltage drop and loading capacity wasting on the output extension wire, please install the power supply to the loading as near as possible, if must use long extension wires, thicker wires and less loading wattage is required.
- The power supply to be installed at good ventilation and cooling environment.

The power behind your lights

Physical Drawing

Unit: mm



Brief Information

SSS
Super Slim Series

60W

Waterproof Power Supply (C.V.)

Model JLV-12060KA-L / JLV-24060KA-L

Input 170~250V AC

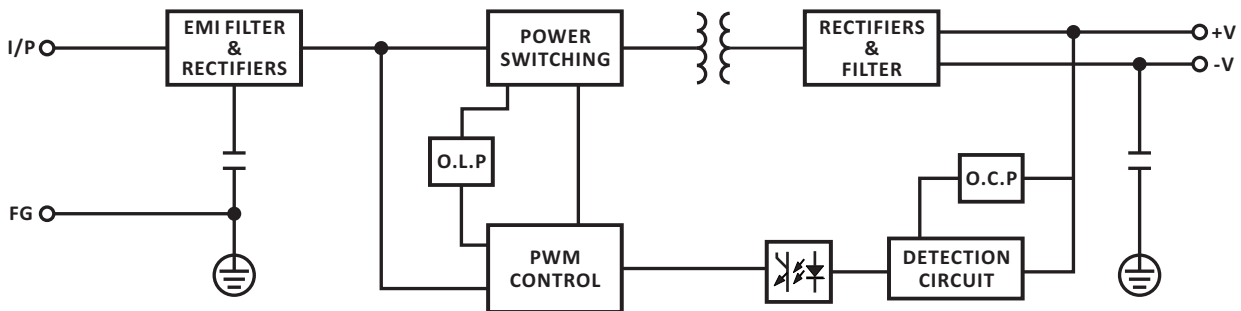
Output 12VDC 5A 60W/ 24VDC 2.5A 60W

Input: 3x0.75mm² wire, Brown L, Blue N
200mm length

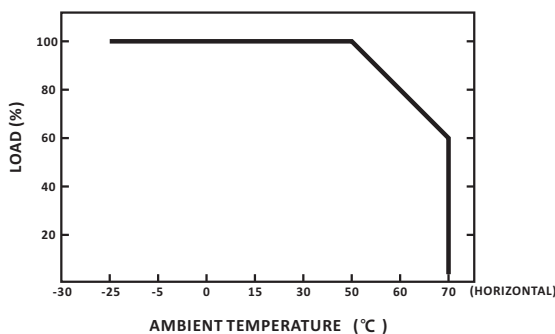
Output: 2x0.75mm² wire, Red +, Black -
200mm length

Housing: Aluminium

Block Diagram



Derating Curve



Static Characteristics

