

Quick Reference Guide

.050 CENTERLINE MICRO-MATCH CONNECTOR SERIES

The TE Connectivity (TE) Micro-MaTch connector family, with its contact spacing of 1.27 mm, offers a variety of wire-to-board and board-to-board interconnections. The Micro-MaTch contact helps prevent fretting corrosion, the traditional failure mode in tin-plated connections. Relative movements caused by vibrations/thermal expansion between male and female contacts are absorbed by an additional positioning spring in the female part. By preventing movements on the contact spot, a gas tight connection can make the Micro-MaTch contact spring system fretting corrosion resistant.


Features and Benefits

- Wire connectors supplied on-tape and suitable for mass termination of 28 AWG [0.08 mm² to 0.09 mm²] ribbon cable
- Tin plated contact design
- Gas tight connections
- Fretting corrosion resistant
- Full range of application tooling from hand tool to fully automated equipment
- Wire to Board, and Board to Board Interconnection system


Product Applications

- Production & Material Handling equipment
- Control Units
- Robots & Motors
- Central Heating Units
- Car Radios
- Navigation Systems
- Dashboard Systems
- Base Stations
- Set Top Boxes
- Audio equipment


MICRO-MATCH PRODUCT PORTFOLIO




215079
Female-on-Board Connector
Top Entry



338068
Female-on-Board Connector
Top Entry with Latches




215460
Female-on-Board Connector
Side Entry



338070
Female-on-Board Connector
Side Entry with Latches




**338095 & 338096 or
338097 (COSI)** Crimp on
Snap in (COS) Connector




215570
Paddle Board Connector




215083
Male-on-Wire Connector



215464
Male-on-Board Connector



188275
Female-on-Board Connector
Surface Mount Device (SMD)



338069
Female-on-Board Connector
Top Entry SMD with Latches



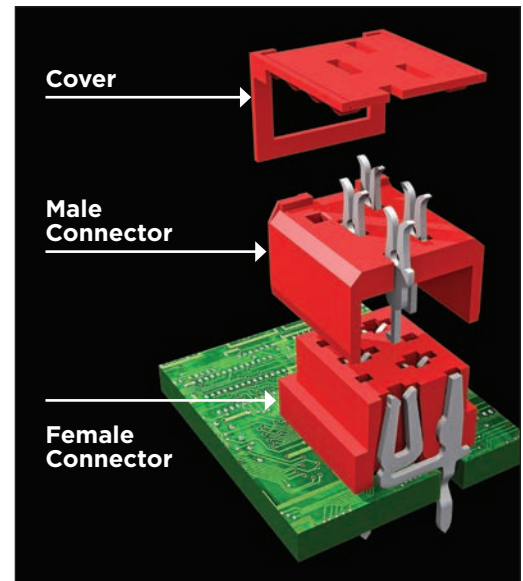
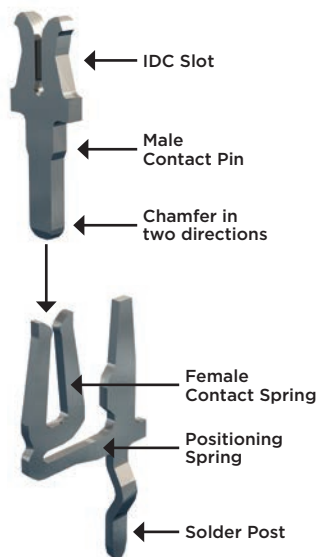
188431
Female-in-Board SMD
Connector



338728
Male SMD Connector

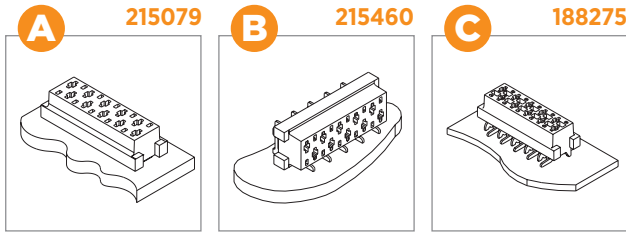
HOW MICRO-MATCH CONNECTORS WORK

The Micro-MaTch connector design helps prevent fretting corrosion which is the traditional failure mode in tin plated connections. Due to an additional positioning spring in the female part, relative movements caused by vibrations and thermal expansion between male and female contacts are absorbed. By preventing movements on the contact spot, a gas tight connection is made. This contact spring system featuring the positioning spring, compensates positional tolerances and provides the high contact force required for tin plated contact systems. The Micro-MaTch contact spring system is fretting corrosion resistant.

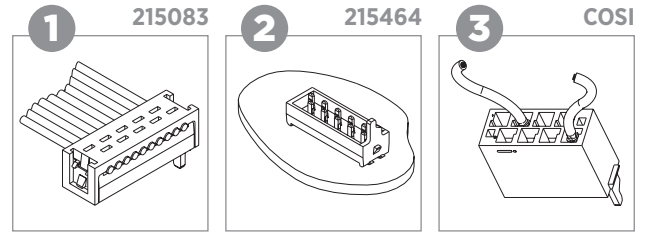


FEMALE AND MALE CONNECTOR APPLICATIONS

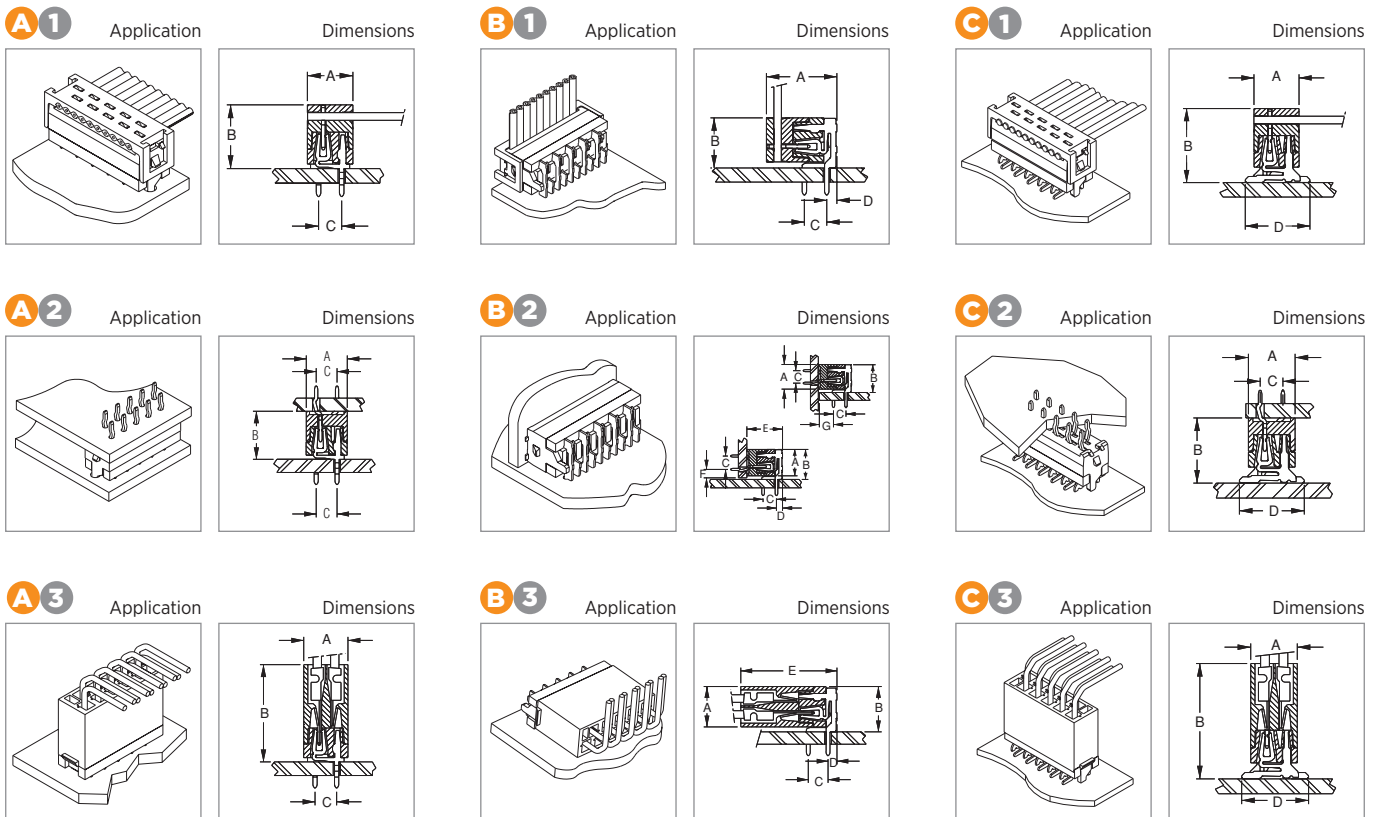
Female Connectors



Male Connectors



Mated Female and Male Connectors (application and dimension drawings)



Female and Male Connector Dimensions								
Image	Description	A (max)	B (max)	C	D (max)	E (max)	F (max)	G (max)
A1	Wire-to-Board through hole	5.2	7.5	2.54	-	-	-	-
A2	Board-to-Board through hole	5.2	6.2	2.54	-	-	-	-
A3	Wire-to-Board (discrete wire), through hole	5.2	9.7	2.54	-	-	-	-
B1	Wire-to-Board right angle, through hole	8.4	5.9	2.54	1.5	-	-	-
B2	Board-to-Board right angle, through hole	5.2	5.9	2.54	1.5	7.0	1.6	-
B2	Board-to-Board right angle, through hole	5.2	5.9	2.54	1.5	-	-	2.8
B3	Wire-to-Board right angle (discrete wire), through hole	5.2	5.9	2.54	1.5	10.6	-	-
C1	Wire-to-Board surface mount	5.2	8.5	-	7.1	-	-	-
C2	Board-to-Board surface mount, through hole	5.2	7.1	2.54	7.1	-	-	-
C3	Wire-to-Board (discrete wire), surface mount	5.2	10.7	-	7.1	-	-	-

FEMALE-ON-BOARD CONNECTOR: TOP ENTRY																			
Position Size		4		6		8		10		12		14		16		18		20	
Base Number	215079	-4	-74	-6	-76	-8	-78	-10	-80	-12	-82	-14	-84	-16	-86	-18	-88	-20	-90
	338068	-4		-6		-8		-10		-12		-14		-16		-18		-20	
Package Size		Reel	Box	Reel	Box	Reel	Box	Reel	Box	Reel	Box	Reel	Box	Reel	Box	Reel	Box	Reel	Box
		2500	250	2500	250	2500	250	2500	250	2500	250	2500	250	2500	250	2500	250	2500	250
Mates With: 215083, 338095+338096, 338095+338097, 215464, 338728																			

FEMALE-ON-BOARD CONNECTOR: SIDE ENTRY																			
Position Size		4		6		8		10		12		14		16		18		20	
Base Number	215460	-4	-74	-6	-76	-8	-78	-10	-80	-12	-82	-14	-84	-16	-86	-18	-88	-20	-90
	338070	-4		-6		-8		-10		-12		-14		-16		-18		-20	
Package Size		Reel	Box	Reel	Box	Reel	Box	Reel	Box	Reel	Box	Reel	Box	Reel	Box	Reel	Box	Reel	Box
		2500	250	2500	250	2500	250	2500	250	2500	250	2500	250	2500	250	2500	250	2500	250
Mates With: 215083, 338095+338096, 338095+338097, 215464, 338728																			

FEMALE-ON-BOARD CONNECTOR: SURFACE MOUNT DEVICE (SMD)																					
Position Size		4		6		8		10		12		14		16		18		20		24	
Base Number	188275	-4	-74	-6	-76	-8	-78	-10	-80	-12	-82	-14	-84	-16	-86	-18	-88	-20	-90		
	338069	-4	-74	-6	-76	-8	-78	-10	-80	-12	-82	-14	-84	-16	-86	-18	-88	-20	-90	-24	-94
Package Size		No vac tape	Vac tape	No vac tape	Vac tape	No vac tape	Vac tape	No vac tape	Vac tape	No vac tape	Vac tape	No vac tape	Vac tape	No vac tape	Vac tape	No vac tape	Vac tape	No vac tape	Vac tape	No vac tape	Vac tape
		900	900	900	900	900	900	900	900	900	900	900	900	900	900	900	900	900	900	900	900
Note: Vac Tape = With vacuum pick and place tape Mates With: 215083, 338095+338096, 338095+338097, 215464, 338728																					

MALE-ON-BOARD CONNECTOR																			
Position Size		4		6		8		10		12		14		16		18		20	
Base Number	215464	-4	-74	-6	-76	-8	-78	-10	-80	-12	-82	-14	-84	-16	-86	-18	-88	-20	-90
		Reel	Box	Reel	Box	Reel	Box	Reel	Box	Reel	Box	Reel	Box	Reel	Box	Reel	Box	Reel	Box
Package Size		2500	250	2500	250	2500	250	2500	250	2500	250	2500	250	2500	250	2500	250	2500	250
Mates With: 215079, 215460, 188275, 215079, 338068, 338069, 338070, 188431																			

MALE-ON-WIRE CONNECTOR																					
Position Size		4		6		8		10		12		14		16		18		20		24	
Base Number	215083	-4	-74	-6	-76	-8	-78	-10	-80	-12	-82	-14	-84	-16	-86	-18	-88	-20	-90	-24	-94
		Reel	Box	Reel	Box	Reel	Box	Reel	Box	Reel	Box	Reel	Box	Reel	Box	Reel	Box	Reel	Box	Reel	Box
Package Size		2500	250	2500	250	2500	250	2500	250	2500	250	2500	250	2500	250	2500	250	2500	250	2500	250
Application Spec: 114-19016 Matching Cable: 167019 Mates With: 215079, 215460, 188275, 215079, 338068, 338069, 338070, 188431																					

MALE PADDLE BOARD CONNECTOR																					
Position Size		4		6		8		10		12		14		16		18		20		24	
Base Number	215570	-4	-74	-6	-76	-8	-78	-10	-80	-12	-82	-14	-84	-16	-86	-18	-88	-20	-90	-24	-94
		Reel	Box	Reel	Box	Reel	Box	Reel	Box	Reel	Box	Reel	Box	Reel	Box	Reel	Box	Reel	Box	Reel	Box
Package Size		2500	250	2500	250	2500	250	2500	250	2500	250	2500	250	2500	250	2500	250	2500	250	2500	250
Application Spec: 114-19016 Matching Cable: 167019 NO MATES - Direct Soldering of ribbon cable to the PC board																					

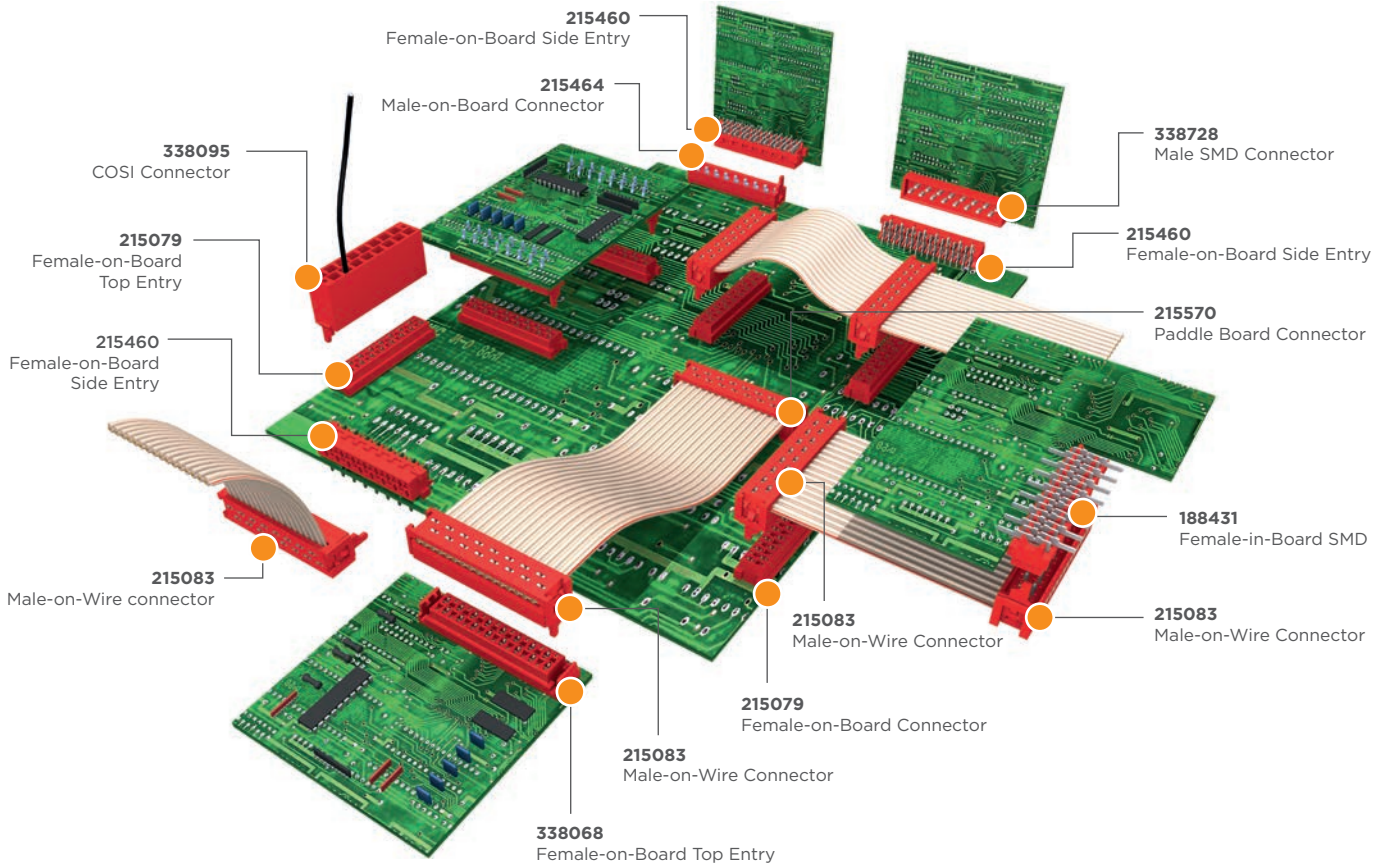
CRIMP ON SNAP IN (COSI) CONNECTOR										
Position Size		4	6	8	10	12	14	16	18	20
Base Number	338095	-4	-6	-8	-10	-12	-14	-16	-18	-20
		Box	Box	Box	Box	Box	Box	Box	Box	Box
Package Size		900	700	450	450	400	350	300	250	200
Mates With: 215079, 215460, 188275, 215079, 338068, 338069, 338070, 188431										

CONTACTS				
Base Number	Wire Size	ID	15000/Reel	750/Reel
338096	28-24 AWG	0.76-1.00	-1	-11
338097	24-20 AWG	1.27-1.52	-1	-11

FEMALE-IN-BOARD SMD CONNECTOR								
Position Size		4	6	8	10	14	16	20
Base Number	188431	-74	-76	-78	-80	-84	-86	-90
		Reel	Reel	Reel	Reel	Reel	Reel	Reel
Package Size		1200	1200	1200	1200	1200	1200	1200
Mates With: 215083, 338095+338096, 338095+338097, 215464, 338728								

MALE SMD CONNECTOR																			
Position Size		4		6		8		10		12		14		16		18		20	
Base Number	338728	-4	-74	-6	-76	-8	-78	-10	-80	-12	-82	-14	-84	-16	-86	-18	-88	-20	-90
		No cover	Vac cover	No cover	Vac cover	No cover	Vac cover	No cover	Vac cover	No cover	Vac cover	No cover	Vac cover	No cover	Vac cover	No cover	Vac cover	No cover	Vac cover
Package Size		1500	1500	1500	1500	1500	1500	1500	1500	1500	1500	1500	1500	1500	1500	1500	1500	1500	1500
Mates With: 215079, 215460, 188275, 215079, 338068, 338069, 338070, 188431																			

PRODUCT/APPLICATION SPECIFICATION



APPLICATION TOOLING

Hand Tools					
734155-1	734024-1	734870-1	734870-2	654061-1	
Pistol grip	Adapter set	COSI 24-20 AWG	COSI 28-24 AWG	Flat Cable cutting tool	
Bench Tools					
733280-3	733278-2	1-547008-7			
Termination Die Set	Sub-assy toolset (4-20p)	Lever press incl. toolset (4-24p)			
Semi-Automatic Tools					
2161400-1	2151688	2151689	677412-7	519708-1	438685-1
3K40 Terminator	Applicator for 3K40 Terminator 28-24 AWG	Applicator for 3K40 Terminator 24-20 AWG	Semi Automatic Base Press	Toolset for 215083	Toolset for 215570

SAMPLE BOXES

Large Sample Box with various connectors: **1377074-1** (available on order at TE)

Micro Sample Kit with 3 samples incl. cable assembly: **4-1773465-8** (available via Media Resource Center)

FREQUENTLY ASKED QUESTIONS

Can we make Micro-MaTch connectors with contacts in Gold plating?

No. The Micro-MaTch receptacle contact spring is designed to deliver a high normal-force as required for tinplated contact interconnections. This pressure is too high for gold plated interconnections, where much lower normal-forces are required.

We have noticed that the kinks of the Micro-MaTch thru-hole solder contacts on Top Entry as well as Side Entry Thru-hole solder Connectors, start with random direction. Is this technically OK?

Yes, this is OK and does not affect contact retention. For those connectors the kink direction in each row can start random, but sequential contacts within each row have kinks pointing in opposite directions.

Which flat ribbon cable is suitable for Micro-MaTch male-on-wire and paddle-board connectors and why?

TE Connectivity (TE) part number 167019-series Flat Ribbon Cable. The cable insulation's round shape at each position

and the flat transition between the positions, both exactly match with corresponding shape in the cover. This enables accurate pre-positioning of the conductors regarding to the IDC-slots during the termination process. It is also important that the conductor's pitch is within tolerance and that they are symmetrically positioned in the round insulation shape.

Are Micro-MaTch male-on-wire and paddle-board connectors also suitable for discrete wire termination?

No. For discrete wires, Micro-MaTch connectors offer the Crimp-On Snap-In (COSI) connectors in 2 wire ranges.

Is there retention force performance information available for the female connector versions with locking latches?

No. The plastic latches were not designed to retain the connectors but to produce an audible click when the connectors are fully mated.

Let's connect

We make it easy to connect with our experts and are ready to provide all the support you need. Just call your local support number or visit www.te.com/industrial to chat with a Product Information Specialist.

Technical Support

te.com/support-center

For more Information

te.com/products/micromatch

te.com

© 2014 Tyco Electronics Corporation, a TE Connectivity Ltd. Company. All Rights Reserved. 4-1773457-1 IND WR 11/2014

MICRO-MATCH, TE Connectivity and the TE connectivity (logo) are trademarks of the TE Connectivity Ltd. family of companies. Other logos, product and Company names mentioned herein may be trademarks of their respective owners. While TE has made every reasonable effort to ensure the accuracy of the information in this brochure, TE does not guarantee that it is error-free, nor does TE make any other representation, warranty or guarantee that the information is accurate, correct, reliable or current. TE reserves the right to make any adjustments to the information contained herein at any time without notice. TE expressly disclaims all implied warranties regarding the information contained herein, including, but not limited to, any implied warranties of merchantability or fitness for a particular purpose. The dimensions in this brochure are for reference purposes only and are subject to change without notice. Specifications are subject to change without notice. Consult TE for the latest dimensions and design specifications.