
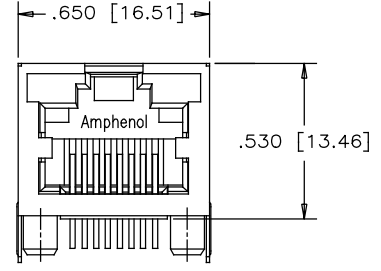


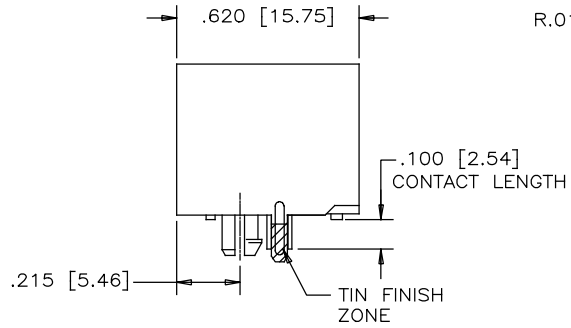
REVISIONS			
REV	DESCRIPTION, ECN, EAR NO.	DATE	APP'D
A	PROPOSAL	FEB25/16	L.CHAN
B	ADD TOP VIEW	SEP22/16	L.CHAN
C	CHANGE TO TIN FINISH	JUN20/17	L.CHAN



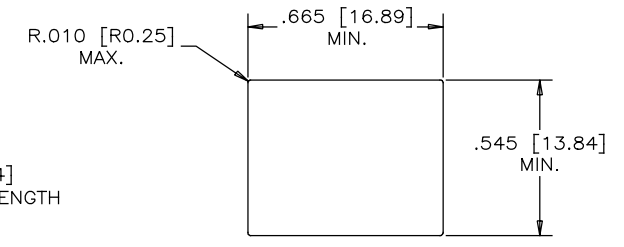
TOP VIEW



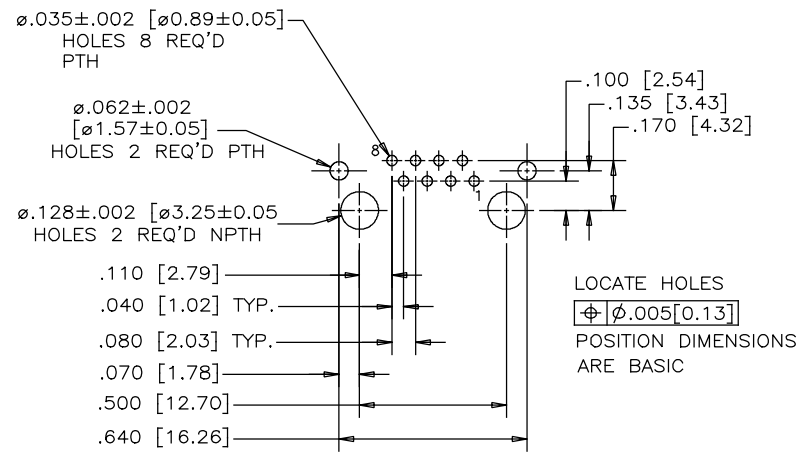
FRONT VIEW



SIDE VIEW



RECOMMENDED PANEL CUTOUT



RECOMMENDED P.C.B. LAYOUT  
(COMPONENT SIDE OF BOARD)  
PCB THICKNESS: 0.062±0.002 [1.57±0.05]

NOTES:

- MATERIALS:**  
 PLASTIC HOUSING: HIGH TEMPERATURE THERMOPLASTIC  
 FLAMMABILITY RATING UL 94V-0, COLOUR: BLACK  
  
 CONTACTS: PHOSPHOR BRONZE  
 PLATING: GOLD ON MATING SURFACES  
 (SEE PART NO. FOR THICKNESS).  
 50 μ" [1.27 MICRONS]  
 MIN. NICKEL UNDERPLATE  
 100 μ" [2.54 MICRONS]  
 MIN. MATTE TIN ON CONTACT TAILS.  
  
 SHIELD: STAINLESS STEEL WITH TIN FINISH ON SOLDER TAIL

PART NUMBER: RJHSE-XF80

- GOLD PLATING
- E=RJ45 FLAT CONTACT 6u"
  - G=RJ45 FLAT CONTACT 15u"
  - J=RJ45 FLAT CONTACT 30u"
  - 5=RJ45 FLAT CONTACT 50u"
  - O=RJ45 FLAT CONTACT 1u"

UNLESS SPECIFIED OTHERWISE		DRAWN	AMY.Z	DATE	FEB25/16	Amphenol Canada Corp. www.amphenolcanada.com
PRIMARY UNITS	INCH	CHECKED	L.CHAN	DATE	FEB25/16	
SECONDARY UNITS	MILLIMETER	M.E.	APP'D			TITLE
REFERENCE IN PARENTHESES		Q.A.	APP'D			HIGH SPEED, RJ45, MODULAR JACK, 8 POSITION, 8 CONTACTS, SHIELDED WITHOUT LEDs - RoHS COMPLIANT
GENERAL TOLERANCES		DWG APPR.		REF.		DWG. NO.
1 DECIMAL PLACE	±0.025	ENG. REL. NO.		REF.		P-RJHSE-XF80
2 DECIMAL PLACES	±0.020	THIRD ANGLE PROJECTION		DO NOT SCALE DRAWING		REV
3 DECIMAL PLACES	±0.015					C
ANGULAR DEGREES	±1.0°			CODE ID NO. 03554   DWG SIZE: C   SCALE: N/A   SHEET 1 OF 1		