


# .100" × .100" (2.54mm × 2.54mm) Center IDC Socket Connectors

## IDC Series

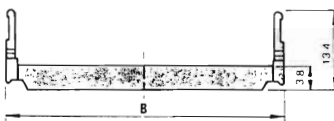
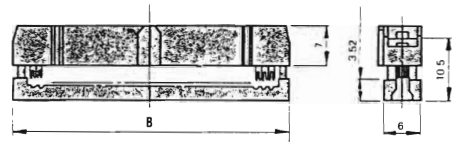
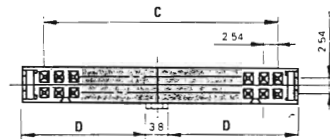
### Features:

- 10-64 Circuits
- PBT + 30% Glass Fiber (UL 94V-0)
- Compatible with standard male header
- Ribbed cover for cable self alignment
- Grooved cable positioning
- Gent key polarizing
- Contact recess in cover
- Available in full gold plated, tin plated or selective gold plated



### Specifications:

- Current rating: 3A AC DC
- Voltage rating: 250V AC. Maximum
- Temperature range: -40°C ~ + 105°C
- Contact resistance: Initial Value/10mΩ max  
After environmental testing/15mΩ max
- Insulation resistance: 1,000 MΩ min
- Withstand Voltage: 500V AC/minute
- Applicable wires: AWG #28, 7 strands .050" (1.27mm) pitch flat cable



Inches  
mm

### IDC Series Dimensional

Circuits	Dim. A ± <sup>0.04</sup> / <sub>0.1</sub>	Dim. B ± <sup>.008</sup> / <sub>0.2</sub>	Dim. C ± <sup>.004</sup> / <sub>0.1</sub>	Dim. D ± <sup>0.08</sup> / <sub>0.2</sub>	Circuits	Dim. A ± <sup>0.04</sup> / <sub>0.1</sub>	Dim. B ± <sup>.008</sup> / <sub>0.2</sub>	Dim. C ± <sup>.004</sup> / <sub>0.1</sub>	Dim. D ± <sup>0.08</sup> / <sub>0.2</sub>
IDC-10	450 11.43	680 17.27	400 10.16	265 6.74	IDC-30	1 450 36.83	1 680 42.67	1 400 35.56	.765 19.44
IDC-14	.650 16.51	880 22.35	.600 15.24	.365 9.28	IDC-34	1.650 41.91	1.880 47.75	1.600 40.64	865 21.98
IDC-16	.750 19.05	980 24.89	700 17.78	.415 10.55	IDC-40	1 950 49.53	2.180 55.37	1.900 48.26	1 015 25.79
IDC-20	950 24.13	1 180 29.97	900 22.86	.515 13.09	IDC-50	2 450 62.63	2 680 68.07	2.400 60.96	1 265 32.14
IDC-26	1.250 31.75	1 480 37.59	1 200 30.48	.665 16.9	IDC-60	2 950 74.93	3 180 80.77	2.900 73.66	1 515 38.49
					IDC-64	3 150 80.01	3.380 85.85	3.100 78.74	1 615 41.03

### Strain Relief

Y: Yes  
N: None

### Bump

A: With  
B: Without