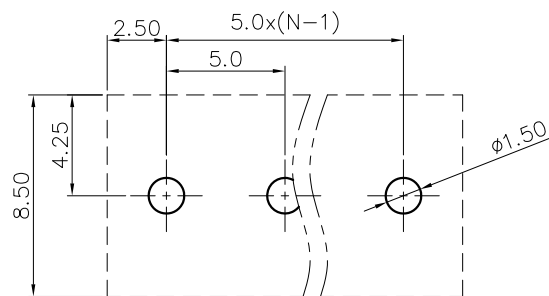
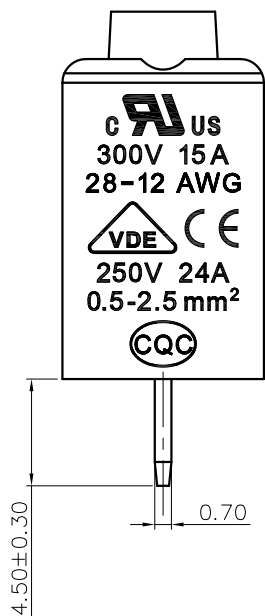
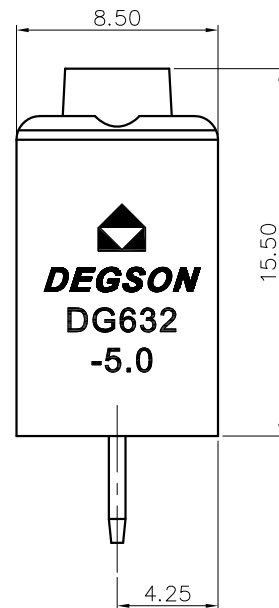
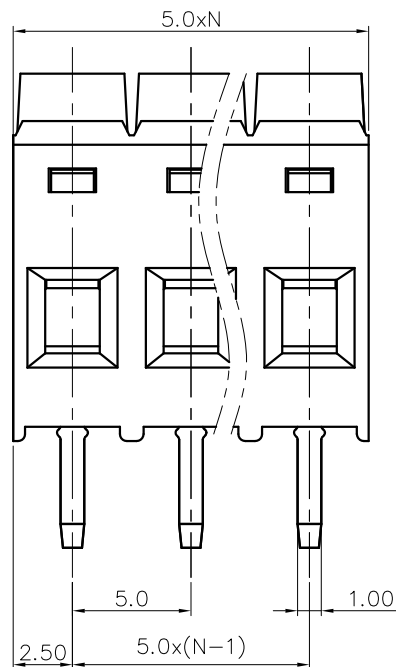
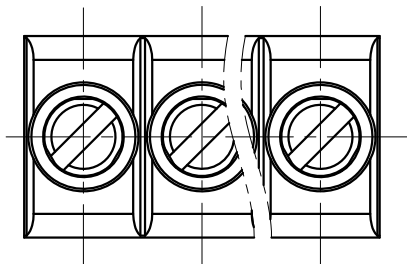


REVISION RECORD				
REV	ECN	DESCRIPTION	DRFT	DATE



PCB LAYOUT

NOTES1:

UL Standard

- 1.Rated Voltage/Current : 300V / 15A
- 2.Torque Value : M2.5 ; 3.54Lb.in
- 3.Wire Range : 28~12AWG

IEC Standard

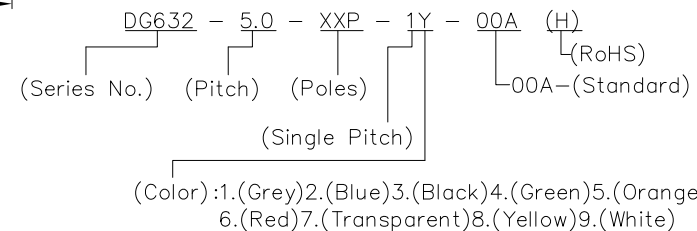
- 1.Rated Voltage/Current : 250V / 24A
- 2.Torque Value : M2.5 ; 0.4N.m
- 3.Wire Range : 0.5~2.5mm²

NOTES2:

- 1.Dimension shall be interpreted per ASME Y14.5-2009
- 2.Pitch : 5.0mm, Poles : N=02~20P
- 3.Stripping length : 5~6mm
- 4.Withstanding Voltage : AC2000V/1Min.
- 5.Operating temperature: -40°C~+105°C
- 6.Undimensioned Tolerances:

Pitch range in mm		Nominal dimension range in mm				0.1/10
TO	Over	TO	Over	TO	Over	
6	10	30	60	100	150	<
±0.15	±0.20	±0.30	±0.50	±0.70	±1.00	±2'

7.RoHS Compliance



DETACHED LISTS	PART NO.:	NINGBO DEGSON ELECTRICAL CO., LTD			
	APPD:	NAME: DG632-5.0-XXP-1Y-00A(H)			
	CHKD:	TITLE: CUSTOMER DRAWING			
	DRFT:	DRAWING NO.:		REV	DO
THIRD ANGLE PROJECTION		MM (INCH)	DO NOT SCALE DRAWING	SHEET 1/1	SCALE 1:1