



SUNNYWAY

SWF003

PN: SW19008IB77



Sunnyway Technology

Add: Building 65-302, No.421 Hongcao Road, Xuhui District, Shanghai
Tel: +86-021-6484 2326 Fax: +86-021-6484 2328
Email: sales@sunny-way.com Web: www.sunny-way.com



1. Electrical Specifications

Standard	5G/4G/3G/2G
Frequency range	700~6000mhz
Peak Gain(dBi)	0~4dBi
Average Gain(dB)	-2~-3dB
Polarization mode	Linear
VSWR	~2
Return Loss	~-6
Efficiency (%)	30~60%
Radiation pattern	Omni-Directional
Output impedance (Ω)	50
Max. Input Power(W)	25

2. Mechanical and Environmental Specification

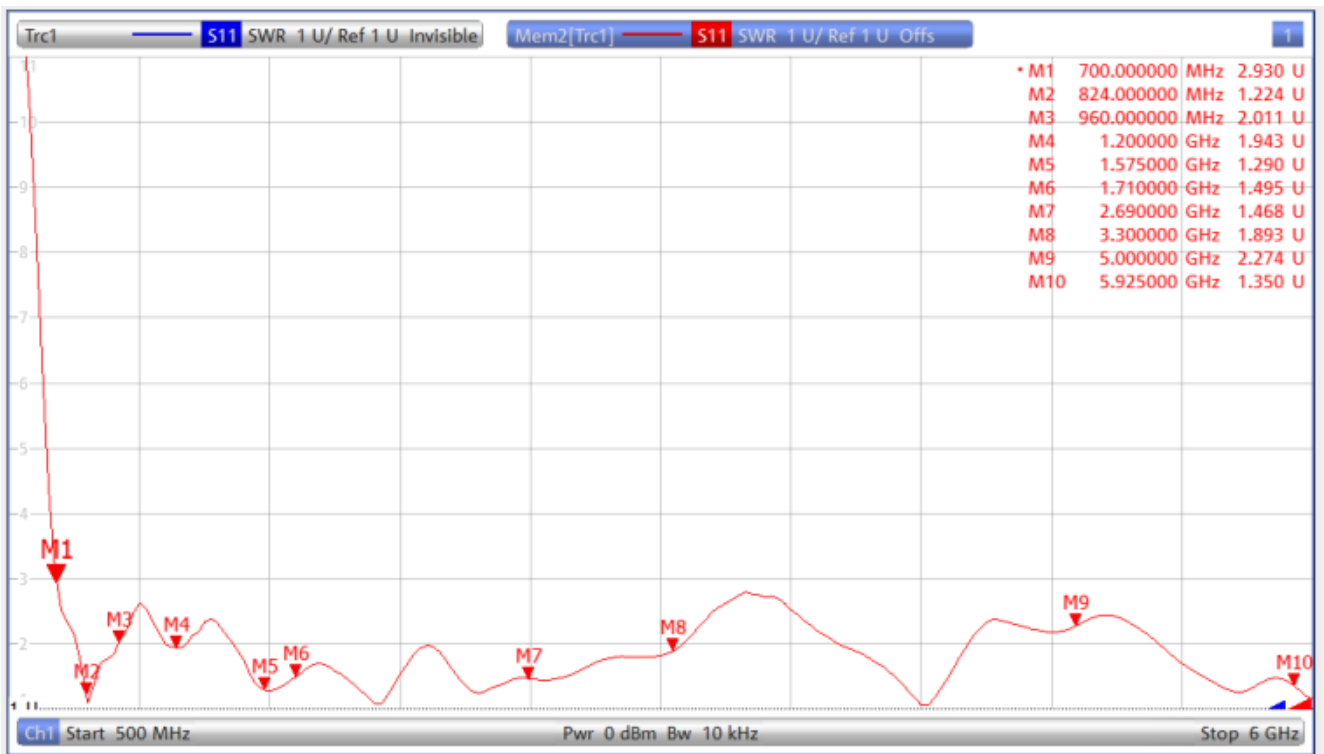
Mounting Type	Adhesive
Adhesive Type	3M9471
Connector Type	U.FL Standard
Antenna size(mm)	112.5mm (L) x 16.2mm (W) x0.12mm (H)
Material	FPC
Cable length(mm)	101mm



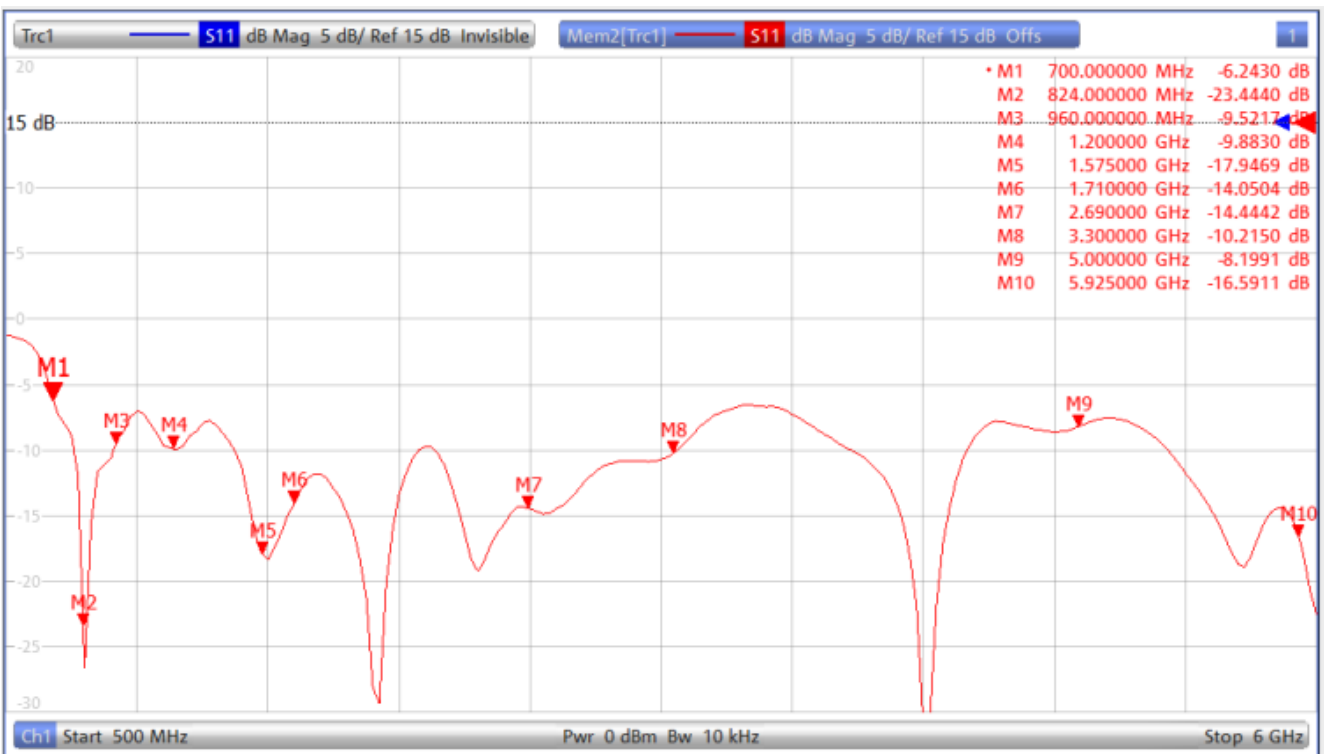
Operating Temperature (°C)	- 40 °C ~ + 85 °C
Storage Temperature(°C)	- 40 °C ~ + 85 °C

3. Antenna parameters

FRE (MHz)	700	824	960	1200	1575	1710	2690	3300	5000	5925
VSWR	2.93	1.22	2.01	1.94	1.29	1.49	1.46	1.89	2.27	1.35
Return Loss	-6.24	-23.4	-9.52	-9.88	-17.9	-14.0	-14.4	-10.2	-8.19	-16.5
Eff (%)	39.5	35.3	47.1	62.5	66.5	56.7	65.0	47.7	54.1	56.3
AVE Gain(d BI)	-4.03	-4.52	-3.27	-2.04	-1.77	-2.46	-1.87	-3.22	-2.66	-2.49



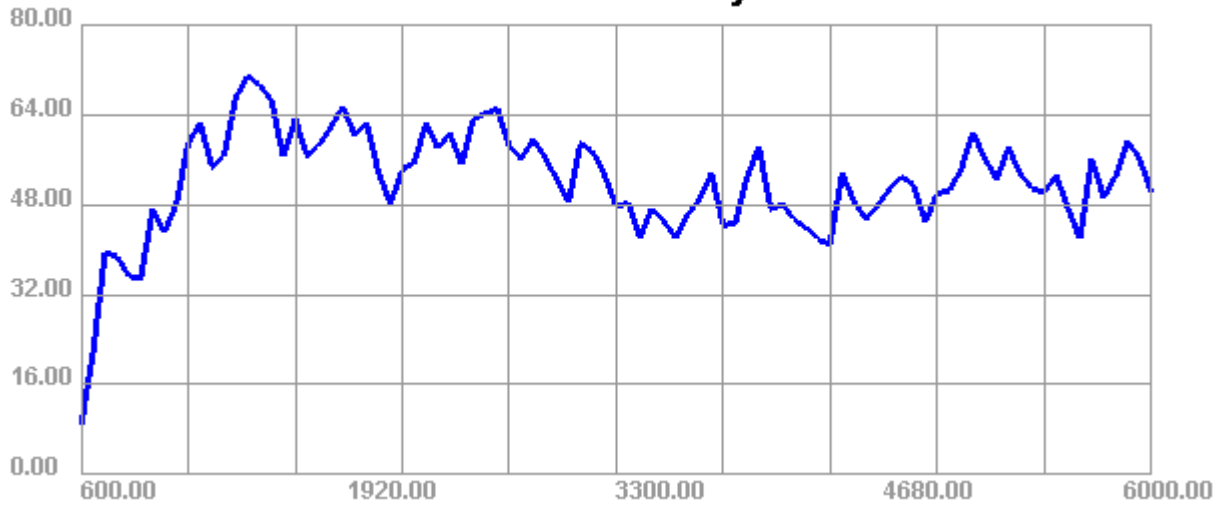
VSWR



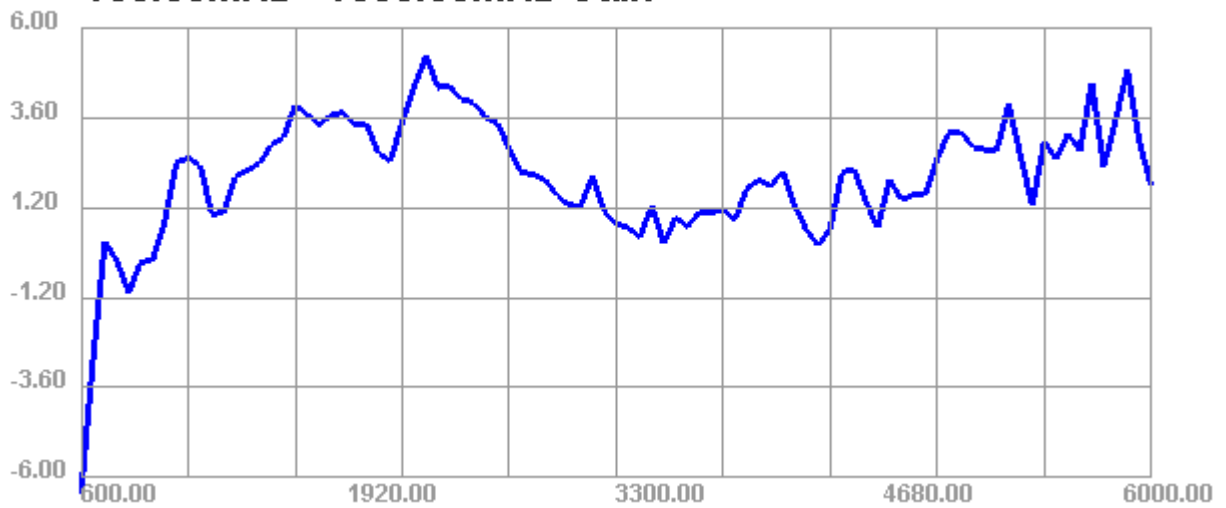
Return Loss



600.00MHz - 6000.00MHz Efficiency

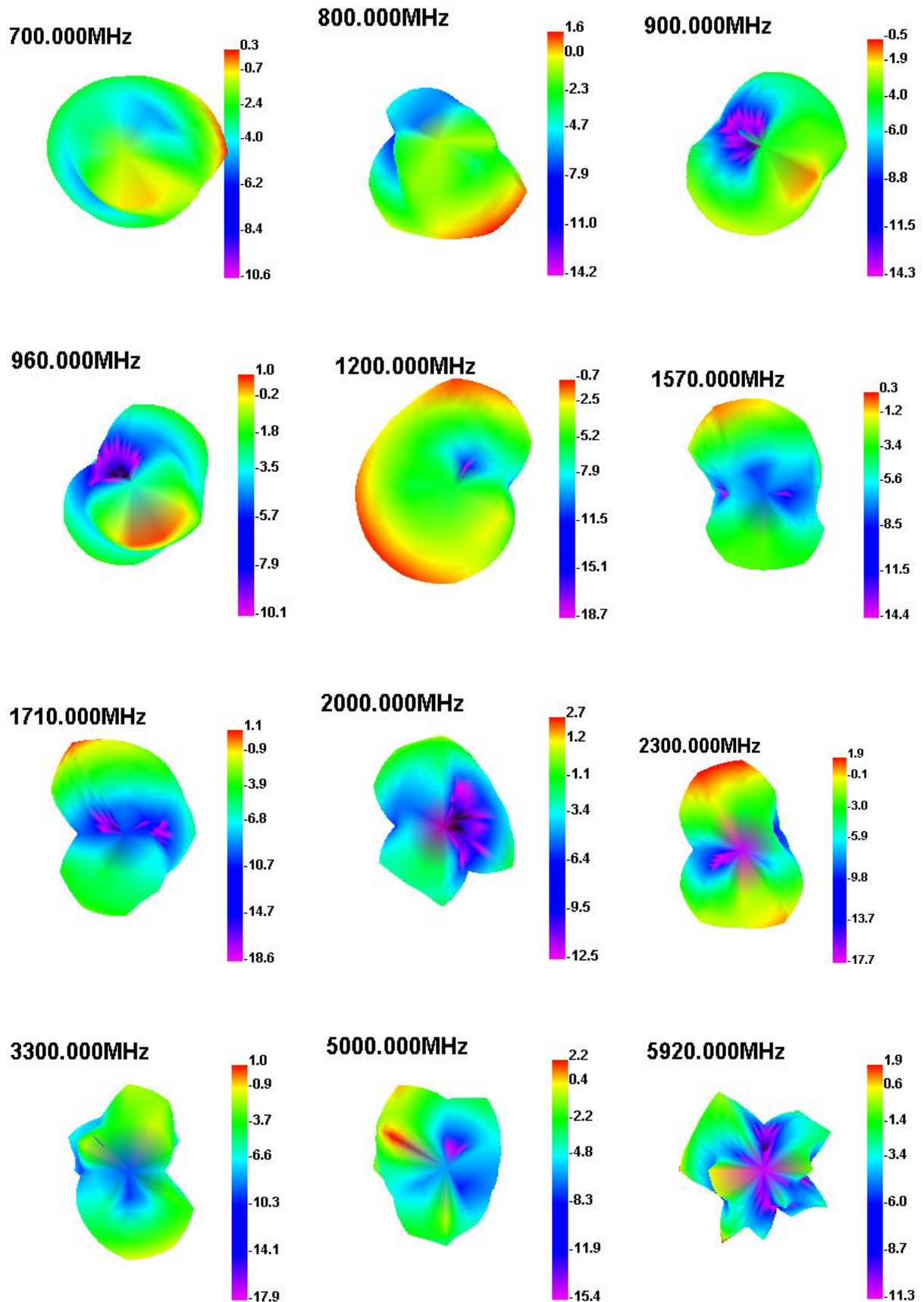


600.00MHz - 6000.00MHz Gain



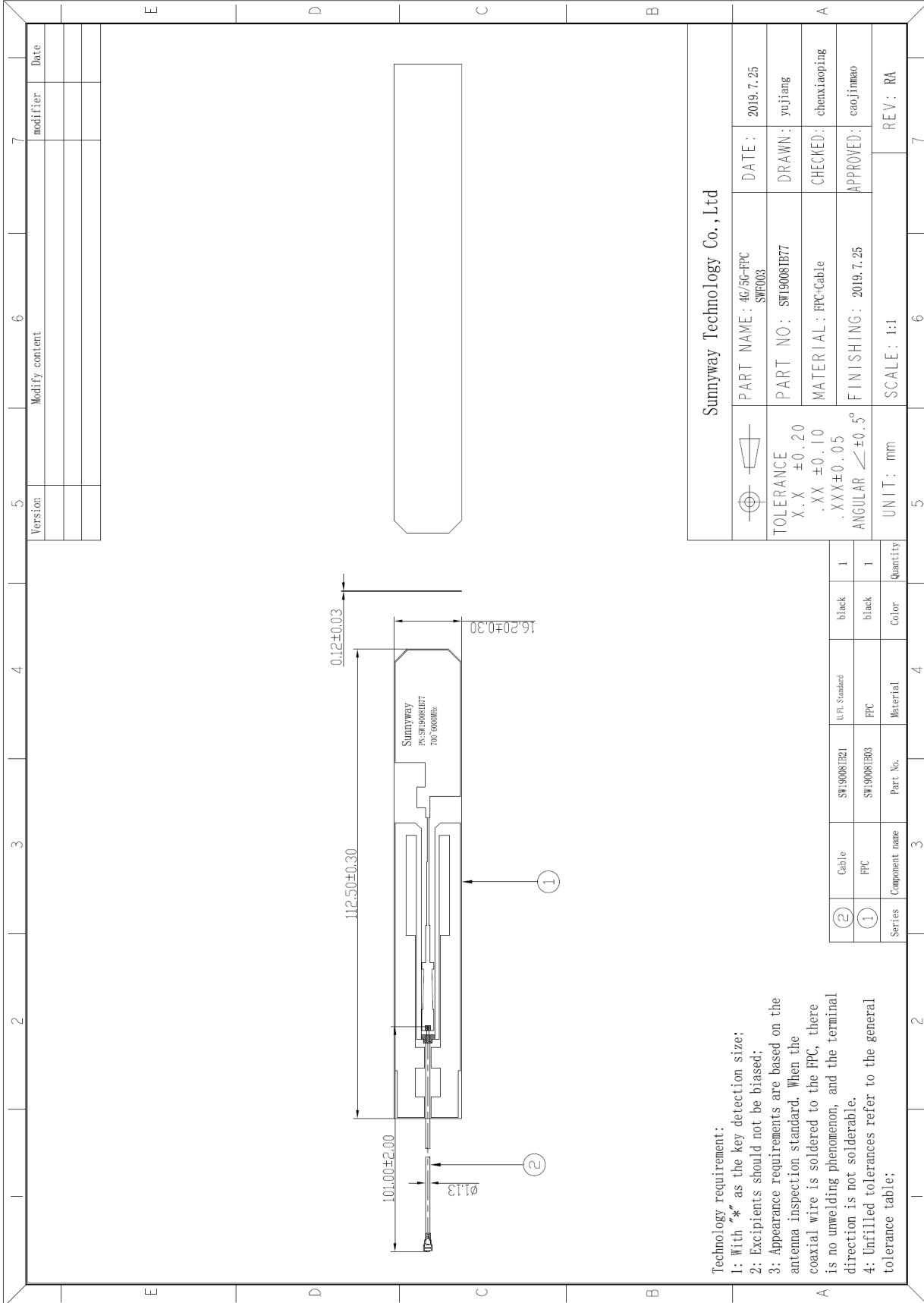


Directional pattern





4. Antenna Drawings



Sunnyway Technology Co., Ltd	
	PART NAME : 4G/5G-PPC SWF003
	DATE : 2019.7.25
TOLERANCE X.X ±0.20 .XX ±0.10 .XXX±0.05 ANGULAR <=±0.5°	PART NO : SW190081B77 DRAWN : yujiang CHECKED : chenxiaoping APPROVED : caojinmao
UNIT : mm	SCALE : 1:1
5	6 7