


SIB-120-02-F-S



SIR1-15-L-S-A

(2.54 mm) .100"

SIB, SIR1 SERIES

# ONE-PIECE INTERFACES

## SPECIFICATIONS

For complete specifications and recommended PCB layouts see [www.samtec.com?SIB](http://www.samtec.com?SIB)

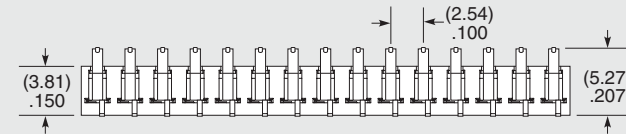
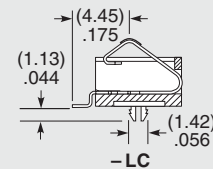
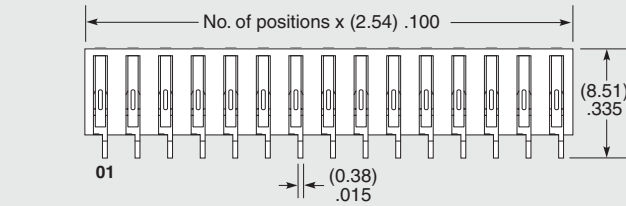
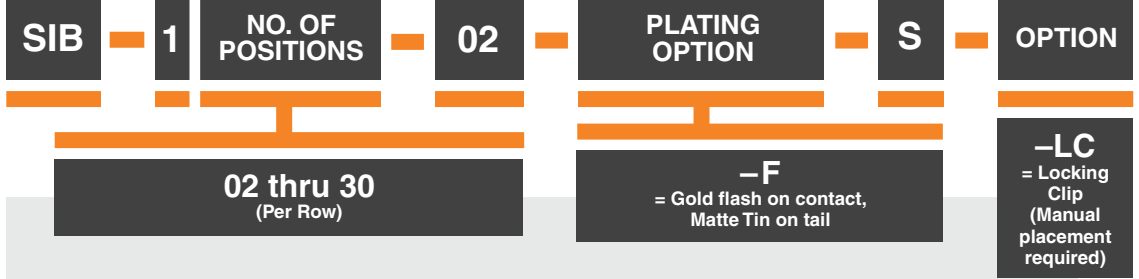
**Insulator Material:** Black Liquid Crystal Polymer  
**Contact Material:** Phosphor Bronze  
**Plating:** Au or Sn over 50 μ" (1.27 μm) Ni  
**Current Rating:** 2.6 A per pin (1 pin powered)  
**Operating Temp Range:** -55 °C to +125 °C  
**RoHS Compliant:** Yes

## PROCESSING

**Lead-Free Solderable:** Yes  
**SMT Lead Coplanarity:** (0.10 mm) .004" max (02-19) (0.15 mm) .005" max (20-30)\*  
 \*(.004" stencil solution may be available; contact IPG@samtec.com)

## RECOGNITIONS

For complete scope of recognitions see [www.samtec.com/quality](http://www.samtec.com/quality)



**Note:** The SIB Series is intended for vertical mating only.

**Note:** Some sizes, styles and options are non-standard, non-returnable.

## SPECIFICATIONS

For complete specifications and recommended PCB layouts see [www.samtec.com?SIR1](http://www.samtec.com?SIR1)

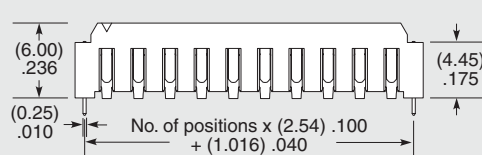
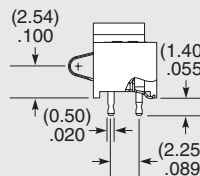
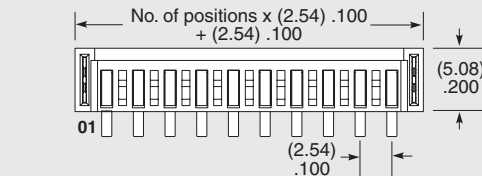
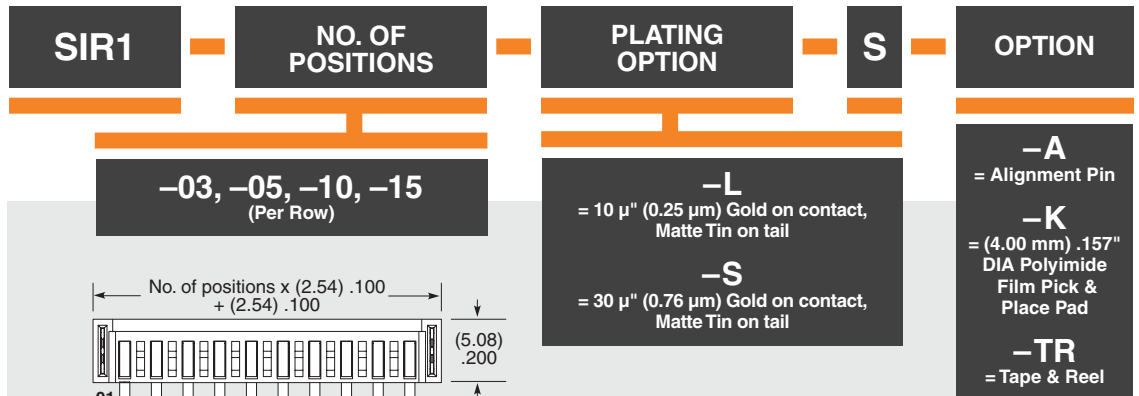
**Insulator Material:** Black LCP  
**Contact Material:** Phosphor Bronze  
**Plating:** Au or Sn over 50 μ" (1.27 μm) Ni  
**Current Rating:** 2.8 A per pin (1 pin powered)  
**Weld Tab:** Phosphor Bronze  
**RoHS Compliant:** Yes

## PROCESSING

**Lead-Free Solderable:** Yes  
**SMT Lead Coplanarity:** (0.10 mm) .004" max

## RECOGNITIONS

For complete scope of recognitions see [www.samtec.com/quality](http://www.samtec.com/quality)



**Note:** Some sizes, styles and options are non-standard, non-returnable.

Due to technical progress, all designs, specifications and components are subject to change without notice.

[WWW.SAMTEC.COM](http://WWW.SAMTEC.COM)

All parts within this catalog are built to Samtec's specifications.

Customer specific requirements must be approved by Samtec and identified in a Samtec customer-specific drawing to apply.