

## ACCESSORIES

### K18. Lock nut

Brass nickel plated,  
metric thread EN 60 423.

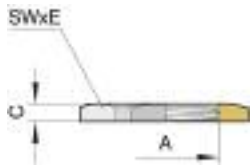


Fig. 1

Rated size	Art.-No.	C	Spanner-width SW x E	
A		mm	mm	
M12x1,5	212/5	2,8	15x16,6	50
M16x1,5	216/5	2,8	19x21,0	50
M20x1,5	220/5	3	24x26,7	50
M25x1,5	225/5	3,5	29x32	50
M32x1,5	232/5	4	36x39,0	50
M40x1,5	240/5	5	46x50,0	25
M50x1,5	250/5	5	55x61	10
M63x1,5	263/5	6	70x78,0	10

### K16. Reduction 6Kt. M- to M-thread

Brass nickel plated,  
inner/outer thread EN 60 423  
Type of protection: IP 68  
Variant: without O-ring  
Type of protection: IP 54

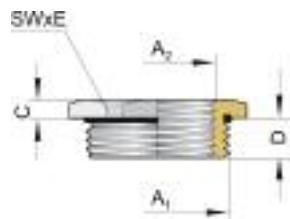


Fig. 2

Rated size	Art.-No.		C	Spanner-width SW x E			
A <sub>1</sub> outer	D	A <sub>2</sub> inner	with O-Ring	without O-Ring	mm	mm	
M16x1,5	6	M12x1,5	80.216/212	8.216/212	2,5	18x20,2	50
M20x1,5	6,5	M12x1,5	80.220/212	8.220/212	2,5	22x24,4	50
M20x1,5	6,5	M16x1,5	80.220/216	8.220/216	2,5	22x24,4	50
M25x1,5	7	M16x1,5	80.225/216	8.225/216	3	28x31,2	50
M25x1,5	7	M20x1,5	80.225/220	8.225/220	3	28x31,2	50
M32x1,5	8	M20x1,5	80.232/220	8.232/220	3,5	35x38,5	50
M32x1,5	8	M25x1,5	80.232/225	8.232/225	3,5	35x38,5	50
M40x1,5	9	M25x1,5	80.240/225	8.240/225	3,5	43x47,5	25
M40x1,5	9	M32x1,5	80.240/232	8.240/232	3,5	43x47,5	25
M50x1,5	10	M32x1,5	80.250/232	8.250/232	4	54x58	10
M50x1,5	10	M40x1,5	80.250/240	8.250/240	4	54x58	10
M63x1,5	10	M40x1,5	80.263/240	8.263/240	4	68x74	10
M63x1,5	10	M50x1,5	80.263/250	8.263/250	4	68x74	10
M72x2	12	M50x1,5	80.272/250	8.263/250	5	80x86	5
M72x2	10	M63x1,5	80.272/263	8.272/263	8	90x96	5
M80x2	10	M63x1,5	80.280/263	8.280/263	8	90x96	5

### K21./K25. Blind plug, hexagonal

Brass nickel plated,  
metric thread EN 60 423  
Type of protection: IP 68  
Variant: without O-ring  
Type of protection: IP 54

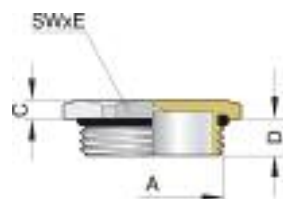


Fig. 3

Rated size	Art.-No.		C	Spanner-width SW x E		
A	D	with O-Ring	without O-Ring	mm	mm	
M12x1,5	5	7212/DR	87212/6k	4	14x15,5	50
M16x1,5	6	7216/DR	87216/6k	3	18x20	50
M20x1,5	6,5	7220/DR	87220/6k	3	22x24,4	50
M25x1,5	6,5	7225/DR	87225/6k	3	28x31,2	50
M32x1,5	7	7232/DR	87232/6k	3,5	35x38,5	25
M40x1,5	8	7240/DR	87240/6k	4	50x54	25
M50x1,5	10	7250/DR	87250/6k	7	60x65	10
M63x1,5	16	7263/DR	87263/6k	8	81x87	10

### K19. Lock nut

Polyamide-GFK,  
 colour: RAL 7035 (light grey),  
 metric thread EN 60 423.  
 Temperature range:  
 -40 °C up to +100 °C

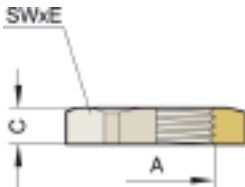


Fig. 1

Rated size	Art.-No.	C	Spanner-width SW x E	
A		mm	mm	
M12x1,5	1420/212	5	17x19	50
M16x1,5	1420/216	5	22x25	50
M20x1,5	1420/220	6	26x29	50
M25x1,5	1420/225	6	32x36	50
M32x1,5	1420/232	7	41x46	50
M40x1,5	1420/240	7	50x54	25
M50x1,5	1420/250	8	60x67	10
M63x1,5	1420/263	8	75x82,3	10

### K17. Reduction hexagonal M- to M-thread

Polyamide-GFK,  
 colour: RAL 7035 (light grey),  
 metric thread EN 60 423  
 Type of protection: IP 54  
 Temperature range:  
 -40 °C up to +100 °C

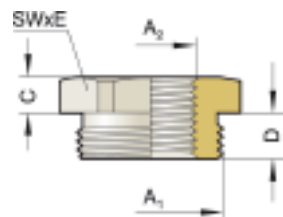


Fig. 2

Rated size	Art.-No.		C	Spanner-width SW x E		
A <sub>1</sub> outer	D	A <sub>2</sub> inner	mm	mm		
M20x1,5	8	M12x1,5	RED 220/212	4	24x26,5	50
	8	M16x1,5	RED 220/216			
M25x1,5	8	M12x1,5	RED 225/212	6	29x32	50
	8	M16x1,5	RED 225/216			
	8	M20x1,5	RED 225/220			
M32x1,5	10	M12x1,5	RED 232/212	6	36x40	50
	10	M16x1,5	RED 232/216			
	10	M20x1,5	RED 232/220			
	10	M25x1,5	RED 232/225			
M40x1,5	10	M16x1,5	RED 240/216	6	46x50,5	25
	10	M20x1,5	RED 240/220			
	10	M25x1,5	RED 240/225			
	10	M32x1,5	RED 240/232			
M50x1,5	12	M20x1,5	RED 250/220	6	55x60,5	10
	12	M25x1,5	RED 250/225			
	12	M32x1,5	RED 250/232			
	12	M40x1,5	RED 250/240			
M63x1,5	12	M25x1,5	RED 263/225	6	68x75	10
	12	M32x1,5	RED 263/232			
	12	M40x1,5	RED 263/240			
	12	M50x1,5	RED 263/250			

### K22. Blind plug, circular

Polyamide-GFK,  
 colour: RAL 7035 (light grey),  
 metric thread EN 60 423  
 Type of protection: IP 54  
 Temperature range:  
 -40 °C up to +100 °C

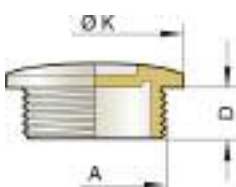


Fig. 3

Rated size		Art.-No.	ØK	
A	D		mm	
M12x1,5	6	514GFK/212	15	50
M16x1,5	6	514GFK/216	20	50
M20x1,5	6	514GFK/220	24	50
M25x1,5	8	514GFK/225	30	50
M32x1,5	8	514GFK/232	37	50
M40x1,5	8	514GFK/240	46	25
M50x1,5	10	514GFK/250	56	10
M63x1,5	12	514GFK/263	70	10