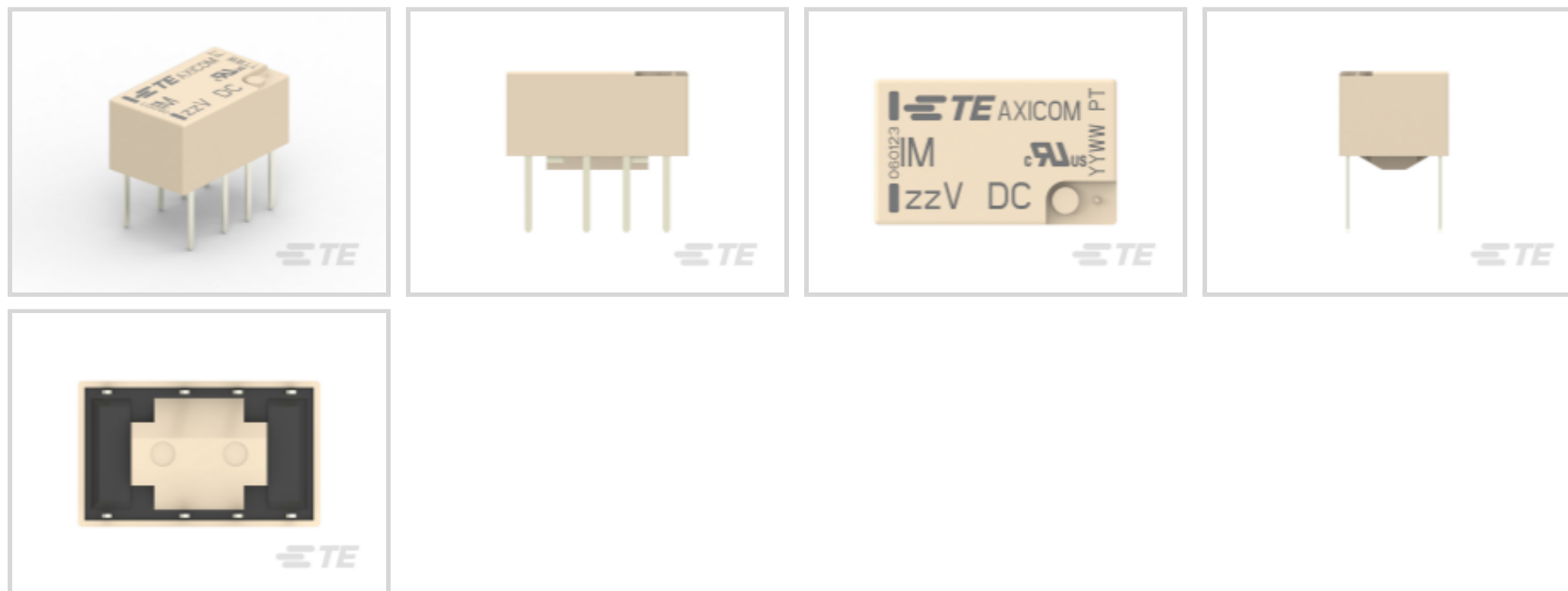




Relays, Contactors & Switches > Relays > Signal Relays > IM STANDARD (2 FORM C, 2CO CONTACTS)



Contact Voltage Rating: **220 VDC**

Signal Relay Coil Power Rating (DC): **200 mW**

Isolation (HF Parameter): **-18.8dB @ 900MHz, -37dB @ 100MHz**

Insertion Loss (HF Parameter): **-.03dB @ 100MHz, -.33dB @ 900MHz**

[All IM STANDARD \(2 FORM C, 2CO CONTACTS\) \(73\)](#)

**Features**

**Product Type Features**

Relay Type	IM Relay
Product Type	Relay

**Electrical Characteristics**

Coil Power Rating Class	50 – 300 mW
Actuating System	DC
Insulation Initial Dielectric Between Open Contacts	750 Vrms
Contact Limiting Short-Time Current	2 A
Insulation Initial Dielectric Between Contacts and Coil	1800 Vrms
Insulation Initial Dielectric Between Coil/Contact Class	1500 V – 2500 VA
Voltage Standing Wave Ration (HF Parameter)	1.06 @ 100MHz, 1.49 @ 900Mhz
Insulation Initial Dielectric Between Adjacent Contacts	1000 Vrms
Insulation Initial Resistance	1000000 MΩ
Contact Limiting Making Current	2 A
Coil Resistance	2880 Ω

Contact Limiting Continuous Current	2 A
Coil Type	Monostable
Contact Limiting Breaking Current	2 A
Contact Switching Load (Min)	.1mA @ .0001V
Contact Voltage Rating	220 VDC
Signal Relay Coil Power Rating (DC)	200 mW
Signal Relay Coil Voltage Rating	24 VDC
Signal Relay Contact Switching Voltage (Max)	220 VDC
Signal Relay Coil Magnetic System	Monostable, DC, Polarized

### Signal Characteristics

Isolation (HF Parameter)	-18.8dB @ 900MHz, -37dB @ 100MHz
Insertion Loss (HF Parameter)	-.03dB @ 100MHz, -.33dB @ 900MHz

### Body Features

Insulation Special Features	2500V Initial Surge Withstand Voltage between Contacts & Coil
Weight	.75 g[.026 oz]

### Contact Features

Contact Plating Material	Gold
Contact Current Class	0 – 2 A
Contact Special Features	Bifurcated/Twin Contacts
Signal Relay Terminal Type	PCB-THT
Signal Relay Contact Current Rating	2 A
Signal Relay Contact Arrangement	2 Form C (2 CO)
Contact Material	PdRu+Au
Contact Number of Poles	2

### Termination Features

Termination Type	Through Hole
------------------	--------------

### Mechanical Attachment

Signal Relay Mounting Type	Printed Circuit Board
----------------------------	-----------------------

### Dimensions

Width Class (Mechanical)	0 – 6 mm
Width	6 mm[.222 in]

Height	5.65 mm[.228 in]
Length Class (Mechanical)	0 – 10 mm
Length	10 mm[.393 in]
Height Class (Mechanical)	0 – 6 mm
Dimensions (L x W x H) (Approximate)	10 x 6 x 5.65 mm[.393 x .236 x .222 in]

### Usage Conditions

Environmental Ambient Temperature (Max)	85 °C[185 °F]
Environmental Ambient Temperature Class	70 – 85°C
Environmental Category of Protection	RTV
Operating Temperature Range	-40 – 85 °C

### Operation/Application

Performance Type	Standard
------------------	----------

### Packaging Features

Packaging Method	Tube
------------------	------

### Product Compliance

[For compliance documentation, visit the product page on TE.com>](#)


EU RoHS Directive 2011/65/EU	Compliant
EU ELV Directive 2000/53/EC	Not Yet Reviewed
China RoHS 2 Directive MIIT Order No 32, 2016	No Restricted Materials Above Threshold
EU REACH Regulation (EC) No. 1907/2006	Current ECHA Candidate List: JUN 2020 (209) Candidate List Declared Against: JUN 2020 (209) Does not contain REACH SVHC
Halogen Content	Low Bromine/Chlorine - Br and Cl < 900 ppm per homogenous material. Also BFR /CFR/PVC Free
Solder Process Capability	Wave solder capable to 265°C

#### Product Compliance Disclaimer


This information is provided based on reasonable inquiry of our suppliers and represents our current actual knowledge based on the information they provided. This information is subject to change. The part numbers that TE has identified as EU RoHS compliant have a maximum concentration of 0.1% by weight in homogenous materials for lead, hexavalent chromium, mercury, PBB, PBDE, DBP, BBP, DEHP, DIBP, and 0.01% for cadmium, or qualify for an exemption to these limits as defined in the Annexes of Directive 2011/65/EU (RoHS2). Finished electrical and electronic equipment products will be CE marked as required by Directive 2011/65/EU. Components may not be CE marked. Additionally, the part numbers that TE has identified as EU ELV compliant have a maximum concentration of 0.1% by weight in homogenous materials for lead, hexavalent chromium, and mercury, and 0.01% for cadmium, or qualify for an exemption to these limits

as defined in the Annexes of Directive 2000/53/EC (ELV). Regarding the REACH Regulation, the information TE provides on SVHC in articles for this part number is based on the latest European Chemicals Agency (ECHA) 'Guidance on requirements for substances in articles' posted at this URL: <https://echa.europa.eu/guidance-documents/guidance-on-reach>

## Compatible Parts



TE Part # CAT-AX41-IM11B  
IM STANDARD (2 FORM C, 2CO CONTACTS)




TE Part # CAT-AX41-IM11A  
IMN (IM-N)NARROW(2 FORM C, 2CO CONTACTS)

## Also in the Series | Axicom IM



RJ45 Connectors(2)



Signal Relays(123)

## Customers Also Bought



TE Part #7-215079-8  
FEMALE-ON-BOARD CONNECTOR TOP ENTRY



TE Part #1571983-4  
GDH04S04=DIP SWITCH




TE Part #1676221-2  
RN 0805 1K0 0.1% 10PPM 1KRL




TE Part #825433-2  
MOD 2 PINHDR 1X2 P.




TE Part #1676153-2  
RN 0805 10K 0.1% 10PPM 1KRL



TE Part #826629-3  
3P AMPMODU II



TE Part #1-1462038-7  
IMN (IM-N)NARROW(2 FORM C, 2CO CONTACTS)



TE Part #2-1462037-7  
IM STANDARD (2 FORM C, 2CO CONTACTS)

## Documents



### Product Drawings

[IM07TS=IM RELAY 200 MW 24 V](#)

English

[IM07TS=IM RELAY 200 MW 24 V](#)

English

---

### CAD Files

Customer View Model

[ENG\\_CVM\\_1462037-4\\_A7.3d\\_igs.zip](#)

English

Customer View Model

[ENG\\_CVM\\_1462037-4\\_A7.3d\\_stp.zip](#)

English

Customer View Model

[ENG\\_CVM\\_1462037-4\\_A7.2d\\_dxf.zip](#)

English

[3D PDF](#)

English

By downloading the CAD file I accept and agree to the [Terms and Conditions](#) of use.

---

### Datasheets & Catalog Pages

[Transportation, Storage, Handling, Assembly and Testing of Axicom Through Hole Terminal \(THT\) Relays](#)

English

[IM\\_Datasheet PCN P-20-019002](#)

English

[Industrial Relays Quick Reference Guide](#)

English

[Industrial Relays Quick Reference Guide](#)

Japanese

[Industrial Relays Quick Reference Guide](#)

---

### Product Specifications

[Definitions Relays](#)

English