

OT FIT 30/220-240/700 CS S MINI

OPTOTRONIC FIT CS MINI | Compact constant current LED driver – Non dimmable



Product family features

- Supply voltage: 220...240 V
- Line frequency: 50 Hz | 60 Hz
- Line voltage: 198...264 V
- According to EN 61347-1, 61347-2-13, 62384
- RI suppression according to CISPR 15
- Line harmonics according to IEC 61000-3-2
- Immunity according to IEC 61547

Product family benefits

- Small housing for flexible luminaire designs
- Higher quality of light thanks to < 3% output ripple current
- Operating temperature: up to 60 °C
- User flexibility with four different output currents from one driver
- Flexible current selection via DIP switch
- Reversible overtemperature, overload, short-circuit and open-circuit protection
- High efficiency (up to 90%)

Areas of application

- Extra small design for downlights, spotlights and other indoor luminaires
- Suitable for luminaires of protection classes I and II
- Suitable for indoor SELV installations



Technical data

Electrical data

Nominal input voltage	220...240 V
Mains frequency	50/60 Hz
Input voltage AC	198...264 V ¹⁾
Total harmonic distortion	< 10 % ²⁾
Power factor λ	0.95 ³⁾
ECG efficiency	89 % ⁴⁾
Device power loss	3.6 W ⁵⁾
Inrush current	13.4 A
Max. ECG no. on circuit breaker 10 A (B)	16
Max. ECG no. on circuit breaker 10 A (C)	26
Max. ECG no. on circuit breaker 16 A (B)	26
Max. ECG no. on circuit breaker 16 A (C)	43
Surge capability (L/N-Ground)	2 kV
Surge capability (L-N)	1 kV
Nominal output voltage	30...42 V
U-OUT (working voltage)	60 V
Nominal output current	550/600/650/700 mA ⁶⁾
Output current tolerance	±7.5 %
Output ripple current (100 Hz)	< 3 % ⁷⁾
Output PSTLM	≤1
Output SVM	≤0.4
Nominal output power	17...29 W
Galvanic isolation	SELV
Current set	DipSwitch

¹⁾ Safety voltage range

²⁾ At full load, 230 V, 50 Hz / see graphs

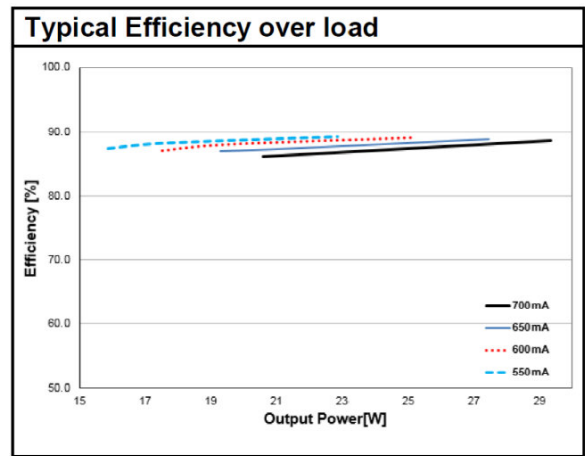
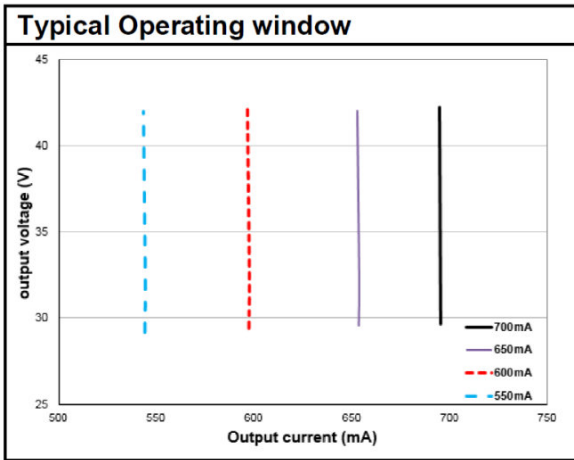
³⁾ Full load at 230 V/50 Hz

⁴⁾ At full load and 230 V / At 50 Hz

⁵⁾ At 230 V, Input power 33 W max.

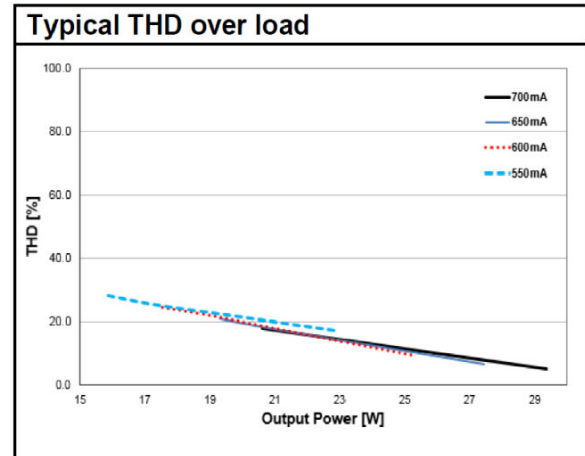
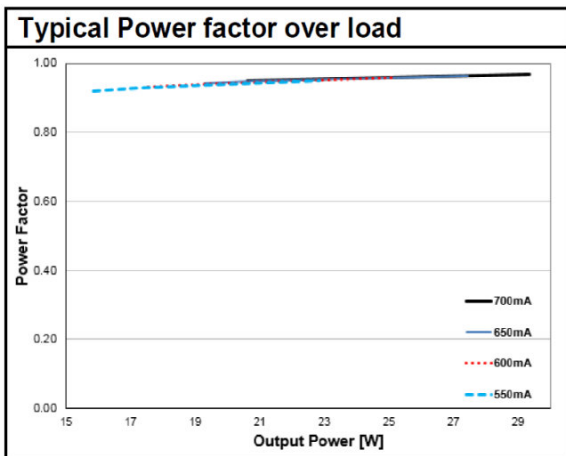
⁶⁾ ±7.5%

⁷⁾ Ripple average at 100 Hz



OT FIT 30220-240700 CS S MINI Operating Window

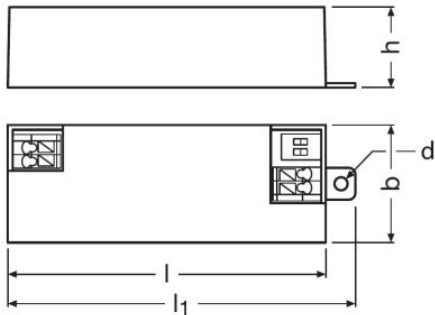
OT FIT 30220-240700 CS S MINI Typical Efficiency vs. Load (230 V 50 Hz)



OT FIT 30220-240700 CS S MINI Typical Power Factor vs. Load

OT FIT 30220-240700 CS S MINI Typical THD Vs Load

Dimensions & weight



Product weight	90.20 g
Cable cross-section, input side	0.5...1.5 / 0.75...1.5 mm ^{2 1)}
Cable cross-section, output side	0.5...1.5 / 0.75...1.5 mm ^{2 1)}
Wire preparation length, input side	7...8 mm
Wire preparation length, output side	7...8 mm
Length	87.0 mm
Width	35.0 mm
Height	22.0 mm

¹⁾ Solid/ Flexible Leads

Colors & materials

Casing material	Plastic
------------------------	---------

Temperatures & operating conditions

Ambient temperature range	-20...+60 °C
Maximum temperature at tc test point	90 °C ¹⁾
Max.housing temperature in case of fault	110 °C
Temperature range at storage	-20...80 °C
Permitted rel. humidity during operation	5...85 % ²⁾

¹⁾ Measured on tc point indicated on the product label.

²⁾ Non-condensing

Lifespan

ECG lifetime	50000 h ¹⁾
---------------------	-----------------------

¹⁾ At maximum T_c = 90°C / 10% failure rate

Capabilities

Dimmable	No
-----------------	----

Product datasheet

Overheating protection	Automatic reversible
Overload protection	Automatic reversible
Short-circuit protection	Automatic reversible
No-load proof	Yes
Max. cable length to lamp/LED module	2.0 m
Suitable for fixtures with prot. class	I / II
Type of connection, input side	Push terminal
Type of connection, output side	Push terminal
Number of channels	1

Programming

Programming device	DIPswitch
--------------------	-----------







Certificates & standards

Approval marks – approval	ENEC 05 / CCC / CE / RCM
Standards	Acc. to IEC 61347-1/Acc. to IEC 61347-2-13/Acc. to IEC 62384/Acc. to IEC 61000-3-2/Acc. to IEC 61000-3-3/Acc. to IEC 61547
Type of protection	IP20

Logistical data

Commodity code	850440829000
----------------	--------------

Download Data

File	
	User instruction OPTOTRONIC LED Power Supply
	Certificates OT FIT CS S MINI ENEC 35 106287 221019
	Declarations of conformity OT FIT CS MINI UK DoC 4294808 080321
	Declarations of conformity OT FIT CS MINI CE 3669357 080321
	CAD data OT FIT MINI CS S - built in step
	CAD data 3-dim OT FIT MINI CS S - built in 3D

Product datasheet

Logistical Data

Product code	Product description	Packaging unit (Pieces/Unit)	Dimensions (length x width x height)	Volume	Gross weight
4062172013420	OT FIT 30/220-240/700 CS S MINI	Shipping carton box 20	187 mm x 186 mm x 64 mm	2.23 dm ³	1980.00 g

The mentioned product code describes the smallest quantity unit which can be ordered. One shipping unit can contain one or more single products. When placing an order, for the quantity please enter single or multiples of a shipping unit.

Disclaimer

Subject to change without notice. Errors and omission excepted. Always make sure to use the most recent release.