

OT FIT 15/220-240/350 CS S MINI

OPTOTRONIC FIT CS MINI | Compact constant current LED driver – Non dimmable



Product family features

- Supply voltage: 220...240 V
- Line frequency: 50 Hz | 60 Hz
- Line voltage: 198...264 V
- According to EN 61347-1, 61347-2-13, 62384
- RI suppression according to CISPR 15
- Line harmonics according to IEC 61000-3-2
- Immunity according to IEC 61547

Product family benefits

- Small housing for flexible luminaire designs
- Higher quality of light thanks to < 3% output ripple current
- Operating temperature: up to 60 °C
- User flexibility with four different output currents from one driver
- Flexible current selection via DIP switch
- Reversible overtemperature, overload, short-circuit and open-circuit protection
- High efficiency (up to 90%)

Areas of application

- Extra small design for downlights, spotlights and other indoor luminaires
- Suitable for luminaires of protection classes I and II
- Suitable for indoor SELV installations



Technical data

Electrical data

| | |
|--|----------------------------------|
| Nominal input voltage | 220...240 V |
| Mains frequency | 50/60 Hz |
| Input voltage AC | 198...264 V ¹⁾ |
| Total harmonic distortion | < 10 % ²⁾ |
| Power factor λ | 0.95 ³⁾ |
| ECG efficiency | 88 % ⁴⁾ |
| Device power loss | 2.1 W ⁵⁾ |
| Inrush current | 16.5 A |
| Max. ECG no. on circuit breaker 10 A (B) | 34 |
| Max. ECG no. on circuit breaker 10 A (C) | 58 |
| Max. ECG no. on circuit breaker 16 A (B) | 56 |
| Max. ECG no. on circuit breaker 16 A (C) | 94 |
| Surge capability (L/N-Ground) | 2 kV |
| Surge capability (L-N) | 1 kV |
| Nominal output voltage | 30...42 V |
| U-OUT (working voltage) | 60 V |
| Nominal output current | 225/250/325/350 mA ⁶⁾ |
| Output current tolerance | ± 7.5 % |
| Output ripple current (100 Hz) | < 3 % ⁷⁾ |
| Output PSTLM | ≤ 1 |
| Output SVM | ≤ 0.4 |
| Nominal output power | 6.7...14.7 W |
| Galvanic isolation | SELV |
| Current set | DipSwitch |

¹⁾ Safety voltage range

²⁾ At full load, 230 V, 50 Hz / see graphs

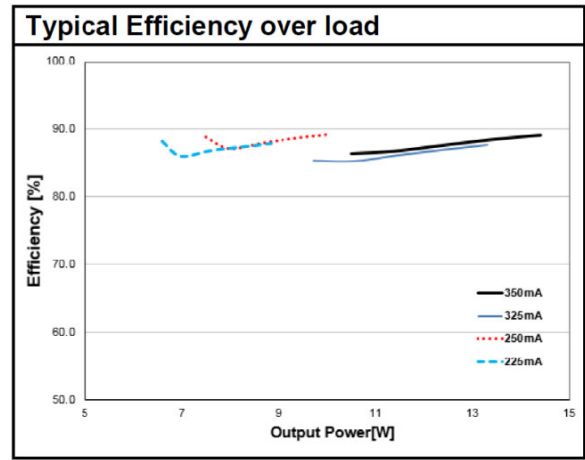
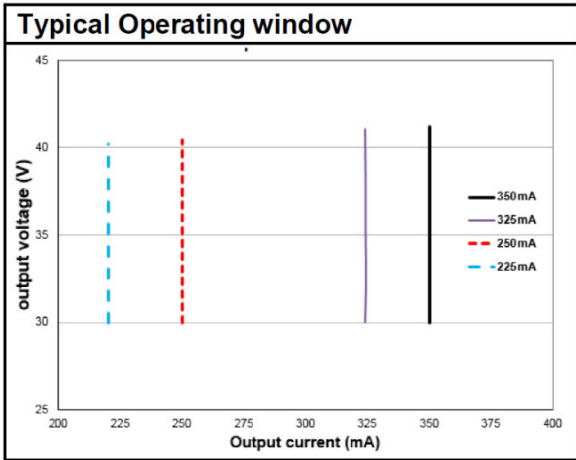
³⁾ Full load at 230 V/50 Hz

⁴⁾ At full load and 230 V / At 50 Hz

⁵⁾ At 230 V, Input power 16.8 W max.

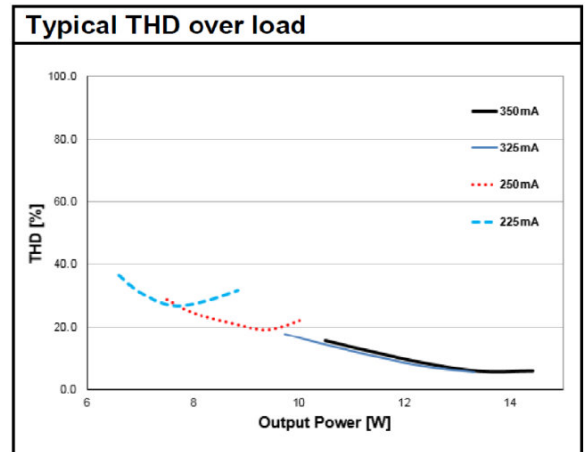
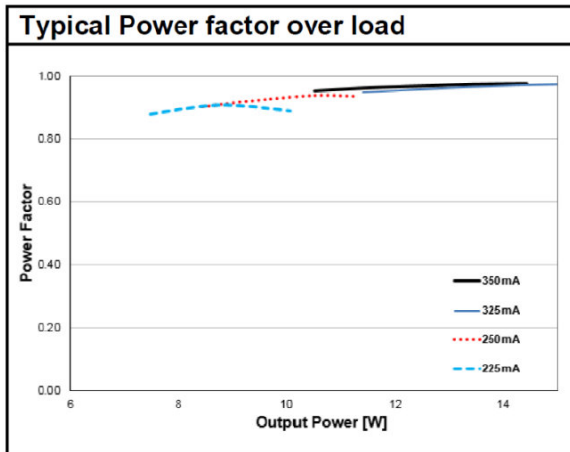
⁶⁾ ± 7.5 %

⁷⁾ Ripple average at 100 Hz



OT FIT 15220-240350 CS S MINI Operating Window

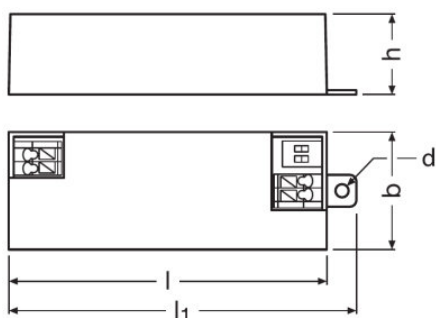
OT FIT 15220-240350 CS S MINI Typical Efficiency vs. Load (230 V 50 Hz)



OT FIT 15220-240350 CS S MINI Typical Power Factor vs. Load

OT FIT 15220-240350 CS S MINI Typical THD Vs Load

Dimensions & weight



| | |
|---|--|
| Product weight | 54.00 g |
| Cable cross-section, input side | 0.5...1.5 / 0.75...1.5 mm ² ¹⁾ |
| Cable cross-section, output side | 0.5...1.5 / 0.75...1.5 mm ² ¹⁾ |
| Wire preparation length, input side | 7...8 mm |
| Wire preparation length, output side | 7...8 mm |
| Length | 87.0 mm |
| Width | 35.0 mm |
| Height | 22.0 mm |

¹⁾ Solid/ Flexible Leads

Colors & materials

| | |
|------------------------|---------|
| Casing material | Plastic |
|------------------------|---------|

Temperatures & operating conditions

| | |
|---|------------------------|
| Ambient temperature range | -20...+55 °C |
| Maximum temperature at tc test point | 75 °C ¹⁾ |
| Max.housing temperature in case of fault | 110 °C |
| Temperature range at storage | -20...80 °C |
| Permitted rel. humidity during operation | 5...85 % ²⁾ |

¹⁾ Measured on tc point indicated on the product label.

²⁾ Non-condensing

Lifespan

| | |
|---------------------|-----------------------|
| ECG lifetime | 50000 h ¹⁾ |
|---------------------|-----------------------|

¹⁾ At maximum $T_c = 75^\circ\text{C}$ / 10% failure rate

Capabilities

| | |
|-----------------|----|
| Dimmable | No |
|-----------------|----|

Product datasheet

| | |
|--|----------------------|
| Overheating protection | Automatic reversible |
| Overload protection | Automatic reversible |
| Short-circuit protection | Automatic reversible |
| No-load proof | Yes |
| Max. cable length to lamp/LED module | 2.0 m |
| Suitable for fixtures with prot. class | I / II |
| Type of connection, input side | Push terminal |
| Type of connection, output side | Push terminal |
| Number of channels | 1 |

Programming

| | |
|--------------------|-----------|
| Programming device | DIPswitch |
|--------------------|-----------|







Certificates & standards

| | |
|---------------------------|--|
| Approval marks – approval | ENEC 05 / CCC / CE / RCM |
| Standards | Acc. to IEC 61347-1/Acc. to IEC 61347-2-13/Acc. to IEC 62384/Acc. to IEC 61000-3-2/Acc. to IEC 61000-3-3/Acc. to IEC 61547 |
| Type of protection | IP20 |

Logistical data

| | |
|----------------|--------------|
| Commodity code | 850440829000 |
|----------------|--------------|

Download Data

| File | |
|---|--|
|  | User instruction OPTOTRONIC LED Power Supply |
|  | Certificates OT FIT CS S MINI ENEC 35 106287 221019 |
|  | Declarations of conformity OT FIT CS MINI UK DoC 4294808 080321 |
|  | Declarations of conformity OT FIT CS MINI CE 3669357 080321 |
|  | CAD data OT FIT MINI CS S - built in step |
|  | CAD data 3-dim OT FIT MINI CS S - built in 3D |

Product datasheet

Logistical Data

| Product code | Product description | Packaging unit (Pieces/Unit) | Dimensions (length x width x height) | Volume | Gross weight |
|---------------|------------------------------------|------------------------------|--------------------------------------|----------------------|--------------|
| 4062172013406 | OT FIT 15/220-240/350 CS S MINI | Shipping carton box 20 | 187 mm x 186 mm x 67 mm | 2.33 dm ³ | 1256.00 g |

The mentioned product code describes the smallest quantity unit which can be ordered. One shipping unit can contain one or more single products. When placing an order, for the quantity please enter single or multiples of a shipping unit.

Disclaimer

Subject to change without notice. Errors and omission excepted. Always make sure to use the most recent release.