

Antenna Cable

YSAN001AA Datasheet

Antenna Services

Version: 1.0

Date: 2021-05-11

Status: Released



Our aim is to provide customers with timely and comprehensive service. For any assistance, please contact our company headquarters:

Quectel Wireless Solutions Co., Ltd.

Building 5, Shanghai Business Park Phase III (Area B), No.1016 Tianlin Road, Minhang District, Shanghai 200233, China

Tel: +86 21 5108 6236

Email: info@quectel.com

Or our local office. For more information, please visit:

<http://www.quectel.com/support/sales.htm>.

For technical support, or to report documentation errors, please visit:

<http://www.quectel.com/support/technical.htm>

Or email to support@quectel.com.

General Notes

Quectel offers the information as a service to its customers. The information provided is based upon customers' requirements. Quectel makes every effort to ensure the quality of the information it makes available. Quectel does not make any warranty as to the information contained herein, and does not accept any liability for any injury, loss or damage of any kind incurred by use of or reliance upon the information. All information supplied herein is subject to change without prior notice.

Disclaimer

While Quectel has made efforts to ensure that the functions and features under development are free from errors, it is possible that these functions and features could contain errors, inaccuracies and omissions. Unless otherwise provided by valid agreement, Quectel makes no warranties of any kind, implied or express, with respect to the use of features and functions under development. To the maximum extent permitted by law, Quectel excludes all liability for any loss or damage suffered in connection with the use of the functions and features under development, regardless of whether such loss or damage may have been foreseeable.

Duty of Confidentiality

The Receiving Party shall keep confidential all documentation and information provided by Quectel, except when the specific permission has been granted by Quectel. The Receiving Party shall not access or use Quectel's documentation and information for any purpose except as expressly provided herein. Furthermore, the Receiving Party shall not disclose any of the Quectel's documentation and information to any third party without the prior written consent by Quectel. For any noncompliance to the above requirements, unauthorized use, or other illegal or malicious use of the documentation and information, Quectel will reserve the right to take legal action.

Copyright

The information contained here is proprietary technical information of Quectel. Transmitting, reproducing, disseminating and editing this document as well as using the content without permission are forbidden. Offenders will be held liable for payment of damages. All rights are reserved in the event of a patent grant or registration of a utility model or design.

Copyright © Quectel Wireless Solutions Co., Ltd. 2021. All rights reserved.

About the Document

Revision History

Version	Date	Author	Note
-	2021-05-11	Kenny YIN /Aria CHU	Creation of the document
1.0	2021-05-11	Kenny YIN /Aria CHU	First official release

Contents

About the Document.....	3
Contents.....	4
1 Product Description.....	5
2 Product Features	5
3 Product Specifications	6
3.1. Cable Construction.....	6
3.2. Electrical Properties and Mechanical Properties.....	6
4 Overall Performance.....	7
4.1. Test Environment.....	7
4.2. RL.....	8
5 Product Size	9


1 Product Description

The antenna is designed for superior performance, and can be widely used for wireless applications.

We provide comprehensive antenna design support such as simulation, testing and manufacturing for custom antenna solutions to meet your specific application needs.

2 Product Features

- Low loss



3 Product Specifications

3.1. Cable Construction

Item	Material	Diameter (mm)
Conductor	Silver plated copper wire	0.24
Insulator	FEP	0.70
Shield	Tinned copper wire	0.92
Jacket	PVC	1.13

3.2. Electrical Properties and Mechanical Properties

Item	Value
Impedance	50 \pm 2 Ω
Operating Frequency	0–6000 MHz
Return Loss	\geq 20 dB
Insertion loss	698 MHz: -0.59 dB 960 MHz: -0.71 dB 1710 MHz: -1.11 dB 2690 MHz: -1.04 dB 3300 MHz: -1.57 dB 3800 MHz: -1.96 dB 4400 MHz: -1.88 dB 5000 MHz: -1.94 dB 5800 MHz: -3.21 dB
Screening Effectiveness	500 MHz – 1 GHz: \geq -50 dB 1–3 GHz: \geq -60 dB 3–6 GHz: \geq -65 dB

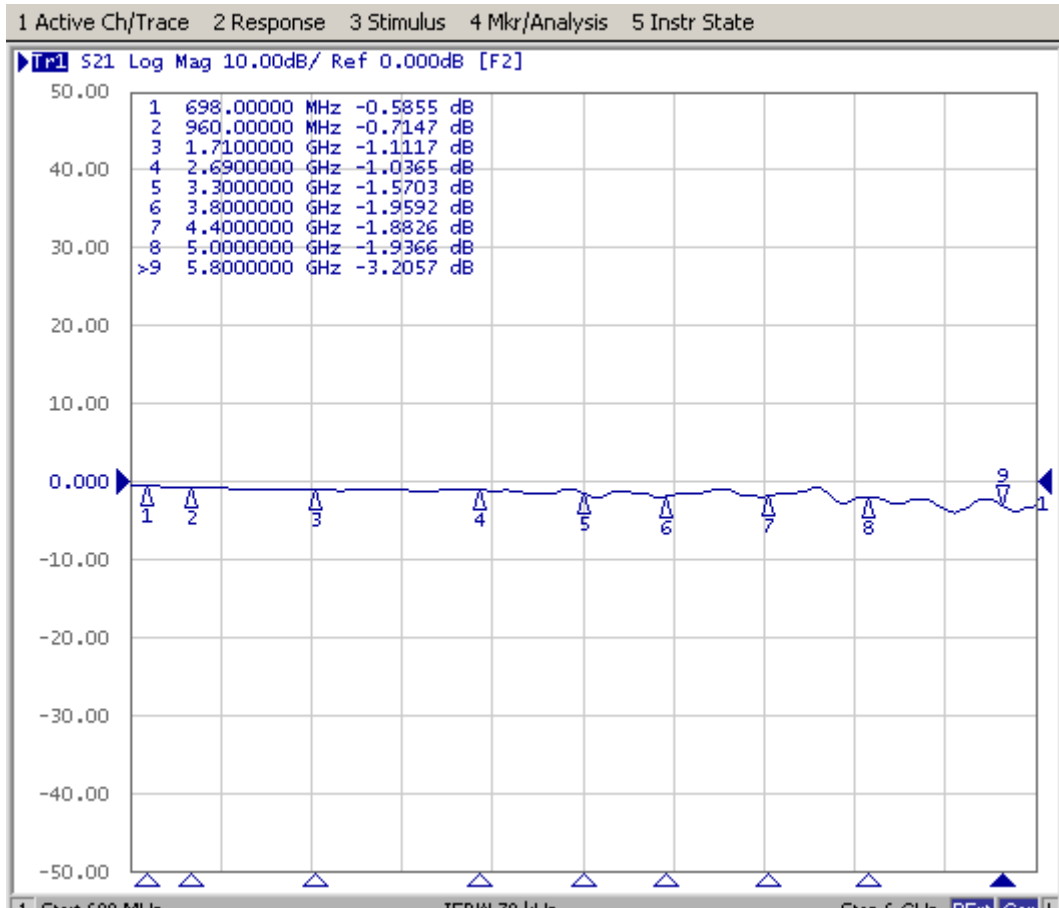
4 Overall Performance

4.1. Test Environment

- Cable/Harness Tester: WB-500, 100 kHz – 6.0 GHz

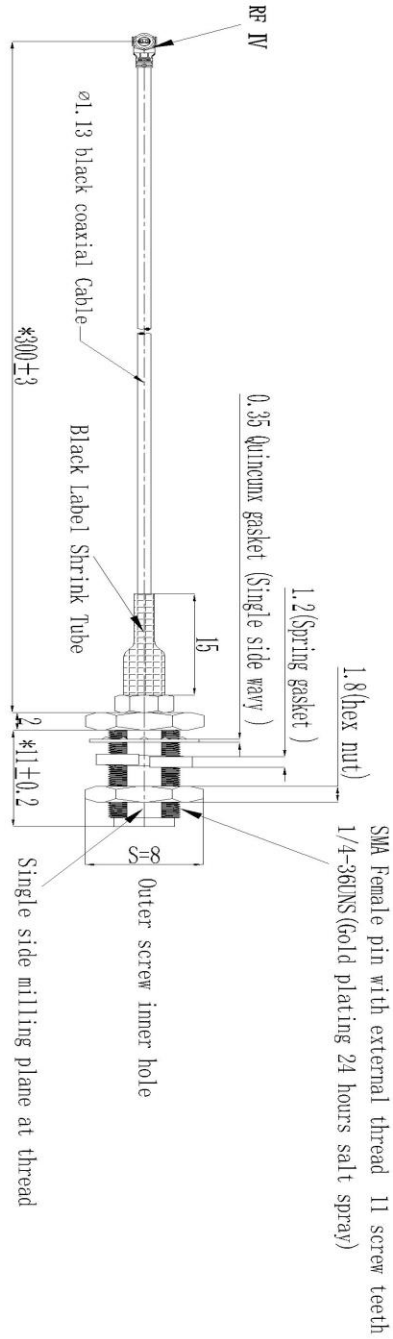


4.2. RL



Frequency (MHz)	698	960	1710	2690	3300	3800	4400	5000	5800
RL	-0.59	-0.71	-1.11	-1.04	-1.57	-1.96	-1.88	-1.94	-3.21

5 Product Size



Unit:mm