

## Interzoll

Subrack for high mechanical load with profile side wall 3 U for backplanes (.Pi) tested acc. to Federal Railway standard BN 411 002



BGT 22380.Pi-BN

Order no.: 53223850

\* = Available on request.

### Characteristics

---

Protection class

IP 20

Enclosure Material

Profile Al Mg: Si 0.5; for details see Technical Information

Scope of delivery

2 profile side walls with integrated flanges, 2 front profiles including tapped strips, 2 bus profiles including tapped strips (.Pi) / 2 rear profiles (.12), mounting material

Note

Tested to Federal Railway standard BN 411 002. Approved for all electronic equipment on rail and bus vehicles. Approval test IABG-Ottobrunn for type BGT 22380.Pi/12-BN.

### Dimensions

---

Dimensions

132.5 x 482.6 x 218.24 mm

U

3

HP

84

Cards depth

160

14.10.2021

## Product drawing

[53223850\\_BGT-22380.Pi-BN.pdf](#)

## Important!

To compensate for pressure when temperatures change and cause moisture in the enclosure, we recommend that you use a pressure compensation element.

» [Additional information](#)

## Technical documentation / Downloads

### Technical drawings

3D product data in STEP format: [53223850 BGT-22380-Pi-BN.stp](#) (1.2 MB)

Product drawing in PDF format: [53223850 BGT-22380.Pi-BN.pdf](#) (49.9 KB)

Product drawing in DXF format: [53223850 BGT-22380.Pi-BN.dxf](#) (694.2 KB)

### Product information

[Interzoll GB.pdf](#) (922.6 KB)

[19 Inch Standard Overview EN.pdf](#) (4.6 MB)

### Assembly Instructions

[Interzoll IZ-BGT Baugruppentraeger 3HE Mounting Rack 3U 54999500.pdf](#) (553.8 KB)

[Interzoll IZ Teilungseinsatz Partition Set 54999501.pdf](#) (469.2 KB)

## Matching accessories



### Part front panels, natural-coloured anodised aluminium, passivated on rear

86848033*	TF/M 348	3 U, 48 HP
86845033*	TF/M 345	3 U, 45 HP
86842033	TF/M 342	3 U, 42 HP
86839033*	TF/M 339	3 U, 39 HP
86836033*	TF/M 336	3 U, 36 HP
86833033*	TF/M 333	3 U, 33 HP
86824033*	TF/M 324	3 U, 24 HP
86821033	TF/M 321	3 U, 21 HP
86818033	TF/M 318	3 U, 18 HP
86815033*	TF/M 315	3 U, 15 HP
86812033	TF/M 312	3 U, 12 HP
86806033	TF/M 306	3 U, 6 HP



### Internorm mounting material

54700350	KM 5	M5 cage nut for fitting of BGT / FPS in the enclosure or cabinet
54700370	KU 5	Washer for KS 5, nickel-plated brass
54700360	KS 5	M5 cross-head screw for fitting of BGT / FPS in the enclosure or cabinet



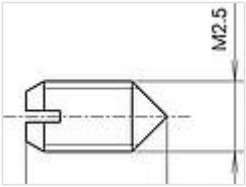
### Tapped strips, galvanised steel, M2.5, 7 x 2 mm, for part front panel fixing

54000841	GS 00084-I	84 HP
----------	------------	-------



Tapped strips, galvanised steel, M2.5, 5 x 1.5 mm, for horizontal profile grooves and rear fixing of backplanes, insulating strips and Z rails

54000842 GS 00084-II 84 HP



Slotted set screw M2.5 x 8 / M2.5 x 5, V2A, for positioning and earthing the tapped strip


54700395 GSE-8 Length 8 mm

54700390 GSE-5 Length 5 mm



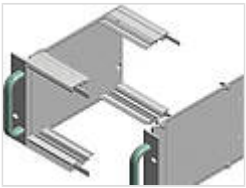
Card guides, one and three parts, plastic, UL 94 V1 green

54700160 KF 160 one piece



Partition, 3 U, screwable, with slots for GS...II, natural-coloured anodised aluminium, for separating defined sections

54016300 TP 16300 Card depth 160, 3 U



Handles for subracks, natural-coloured anodised aluminium

54600320 GR 00300 3 U



Part front panels, natural-coloured anodised aluminium, passivated on rear

86884033	TF/M 384	3 U, 84 HP
86863033	TF/M 363	3 U, 63 HP
86840033	TF/M 340	3 U, 40 HP
86828033	TF/M 328	3 U, 28 HP
86820033	TF/M 320	3 U, 20 HP
86819033	TF/M 319	3 U, 19 HP
86814033	TF/M 314	3 U, 14 HP
86810033	TF/M 310	3 U, 10 HP
86808033	TF/M 308	3 U, 8 HP
86807033	TF/M 307	3 U, 7 HP
86804033	TF/M 304	3 U, 4 HP
86803033	TF/M 303	3 U, 3 HP
86802033	TF/M 302	3 U, 2 HP



Front panels, 3 / 6 U, collapsible, front natural-coloured anodised aluminium, passivated on rear

86884038	TF/M 384-K	3 U, 84 HP
86863038	TF/M 363-K	3 U, 63 HP
86842038	TF/M 342-K	3 U, 42 HP



Plug-in front panels, front natural-coloured anodised aluminium, passivated on rear, incl. handles, plastic, UL 94 V 0, light grey

86809037	ST/M 309	3 U, 9 HP
86821037	ST/M 321	3 U, 21 HP
86818037	ST/M 318	3 U, 18 HP
86812037	ST/M 312	3 U, 12 HP
86810037	ST/M 310	3 U, 10 HP
86808037	ST/M 308	3 U, 8 HP
86806037	ST/M 306	3 U, 6 HP
86805037	ST/M 305	3 U, 5 HP
86804037	ST/M 304	3 U, 4 HP
86803037	ST/M 303	3 U, 3 HP



Interzoll PRO frame-type plug-in units, 3 U, natural-coloured anodised aluminium front panel, colourless passivated aluminium side profiles, galvanised steel cover plates, plain, galvanised steel rear panel with one slot, 3 U

85842311	IZK/M 16342-RW1-P	3 U, 42 HP
85828311	IZK/M 16328-RW1-P	3 U, 28 HP
85821311	IZK/M 16321-RW1-P	3 U, 21 HP
85814311	IZK/M 16314-RW1-P	3 U, 14 HP
85812311	IZK/M 16312-RW1-P	3 U, 12 HP
85810311	IZK/M 16310-RW1-P	3 U, 10 HP
85808311	IZK/M 16308-RW1-P	3 U, 8 HP



Cover plates, perforated, 1mm, galvanised sheet steel, for frame-type plug-in units, 3 U

86090812	IZK/M 16008-ADL-P	8 HP
86091012	IZK/M 16010-ADL-P	10 HP
86094212	IZK/M 16042-ADL-P	42 HP
86092812	IZK/M 16028-ADL-P	28 HP
86092112	IZK/M 16021-ADL-P	21 HP
86091412	IZK/M 16014-ADL-P	14 HP
86091212	IZK/M 16012-ADL-P	12 HP



Cover plates, perforated, 1mm, galvanised sheet steel, for PRO frame-type plug-in units, 3 U, to accommodate card guides

86094213	IZK/M 16042-ADL-KF-P	42 HP
86092813	IZK/M 16028-ADL-KF-P	28 HP
86092113	IZK/M 16021-ADL-KF-P	21 HP
86091413	IZK/M 16014-ADL-KF-P	14 HP
86091213	IZK/M 16012-ADL-KF-P	12 HP
86091013	IZK/M 16010-ADL-KF-P	10 HP
86090813	IZK/M 16008-ADL-KF-P	8 HP



Card guides for cover plates IZK/M-ADL-KF, plastic, UL 94 V1, red

86216030	IZK/M KF-160-P	For card depth 160 mm
----------	----------------	-----------------------



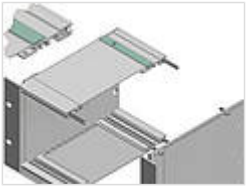
Rear panel open, galvanised sheet steel, for IZK/M frame-type plug-in units

86094233	IZK/M 00342-RWO-P	42 HP
86092833	IZK/M 00328-RWO-P	28 HP
86092133	IZK/M 00321-RWO-P	21 HP
86091433	IZK/M 00314-RWO-P	14 HP
86091233	IZK/M 00312-RWO-P	12 HP
86091033	IZK/M 00310-RWO-P	10 HP
86090833	IZK/M 00308-RWO-P	8 HP



Front panels, EMC, 3 / 6 U, collapsible, front natural-coloured anodised aluminium, passivated on rear

86884037	TF/M 384-EMV-K	3 U, 84 HP
86863037	TF/M 363-EMV-K	3 U, 63 HP
86842037	TF/M 342-EMV-K	3 U, 42 HP



Clamp profile sets, natural-coloured anodised aluminium, for fitting of split cover plates

54002840	EPS 00084	84 HP
----------	-----------	-------



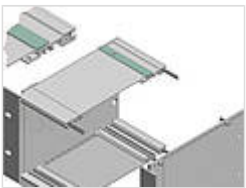
Side panels, natural-coloured anodised aluminium, with integrated flange

54022030	BSW 22300	Side panel depth 218,24
----------	-----------	-------------------------



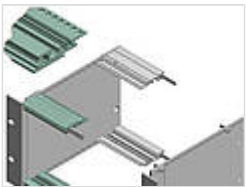
Clamp profile sets-I, natural-coloured anodised aluminium, for screwing on 2 cover plates behind each other

54002841	EPS 00084-I	84 HP
----------	-------------	-------



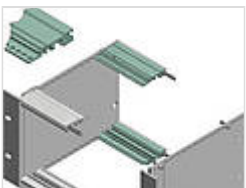
Integrated clamp profiles, natural-coloured anodised aluminium, for fixing the ADG cover plates to the subrack

54600084	KL 00084	84 HP
----------	----------	-------



Front profiles, natural-coloured anodised aluminium

54200084	PF 00084	84 HP
----------	----------	-------



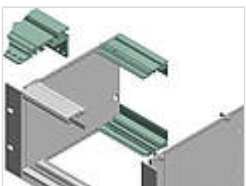
Bus profiles, natural-coloured anodised aluminium, for indirect backplane fixing

54300084	PB 00084	84 HP
----------	----------	-------



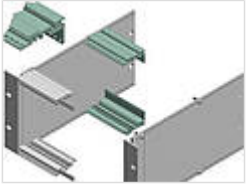
Bus profiles with an integrated insulating strip clearance and clamp profile for ADG, natural-coloured anodised aluminium, for backplane fixing

54300184	PBK 00084	84 HP
----------	-----------	-------



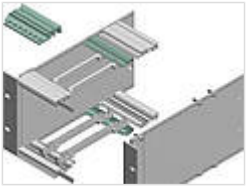
Aluminium rear profiles, natural-coloured anodised, for connectors acc. to DIN EN 60603-2 (previously DIN 41612 )

54308400	PR 00084.12	84 HP
----------	-------------	-------



Rear profiles, natural-coloured anodised aluminium, for connectors acc. to DIN EN 60603-2 (previously DIN 41612), with integrated clamp profile

54368400 PRK 00084.12 84 HP



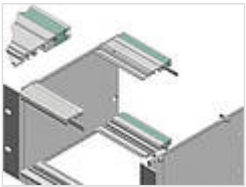
Snap profiles, natural-coloured anodised aluminium, for holding card guides

54400084 RP 00084 84 HP



Z-rails, natural-coloured anodised aluminium, for connectors acc. to DIN EN 60603-2 (formerly DIN 41612)

54001840 ZS 00084 84 HP



Adapter profiles, natural-coloured anodised aluminium, for extending the insertion depth acc. to DIN EN 60603-2, types F, G, U, V

54000840 AP 00084 84 HP



Interzoll mounting material

54700030	BFS 0300	Cheese-head screw M 2.5x8, slotted, for fixing of card earthing, card guide, insulating strip and Z rails Securing washer, Ø 4.3 mm, Allen screw BFS 0600 Allen cheese-head screw M 4x20 for profile rails in railway-tested version Countersunk screw M 3x5, cross-head, for fixing of clamp profiles Recessed head screw M 4x12 for Interzoll profiles
54700034	BFS 0700	
54700033	BFS 0600	
54700020	BFS 0200	
54700010	BFS 0100	