



SUNNYWAY



SWFG003

PN: SW20271EA63

Features:

- Antenna for 4G&3G&2G
- Maintains high performance on device.
- Impedance 50 Ohm.

Applications:

- Application of LTE/NB-LTE/ CATM equipment.
- Suitable for all kinds of harsh environments

Sunnyway Technology

Add: 1F, Building 4, No.215-99, GaoGuang Road, QingPu District, Shanghai, China

Tel: +86-021-6083 5368 Fax: +86-021-6484 2328

Email: sales@sunny-way.com Web: www.sunny-way.com

1. Electrical Specifications

Standards	4G&3G&2G/NB-IoT/CAT M1	
Frequency range(MHz)	700~960	1710~2700
Peak Gain (dBi)	-6.0~2.5	0.5~4.0
Average Gain (dB)	-9.9~-1.7	-4.3~-2.0
VSWR	3.7	2.3
Return Loss	-5.1	-8.1
Efficiency (%)	10.4~67.1	37.6~63.7
Horizontal Beamwidth	360°	360°
Vertical Beamwidth	55±3°	55±3°
Impedance	50Ω	50Ω
Polarization	Vertical polarization	Vertical polarization
Max. Power	50W	50W
Connector	SMA-M	SMA-M
Lightning Protection	DC grounding	DC grounding

2. Mechanical and Environmental Specification

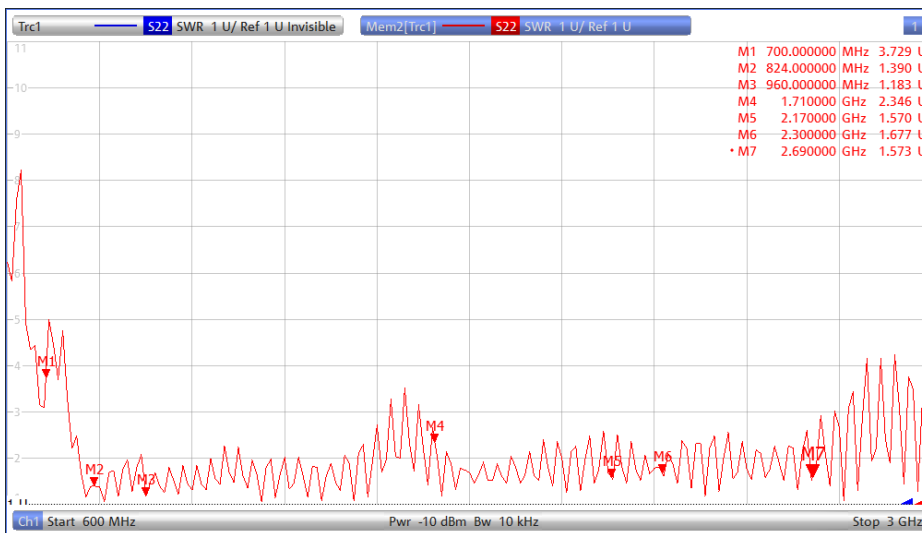
Dimension(mm)	Φ20.2*228.8 mm
Weight (g)	149g
Rated Wind Velocity	36.9 m/s
Operational Humidity	< 95
Operating temperaturec	-40~55
Radome material	Plastic

3. Antenna parameters

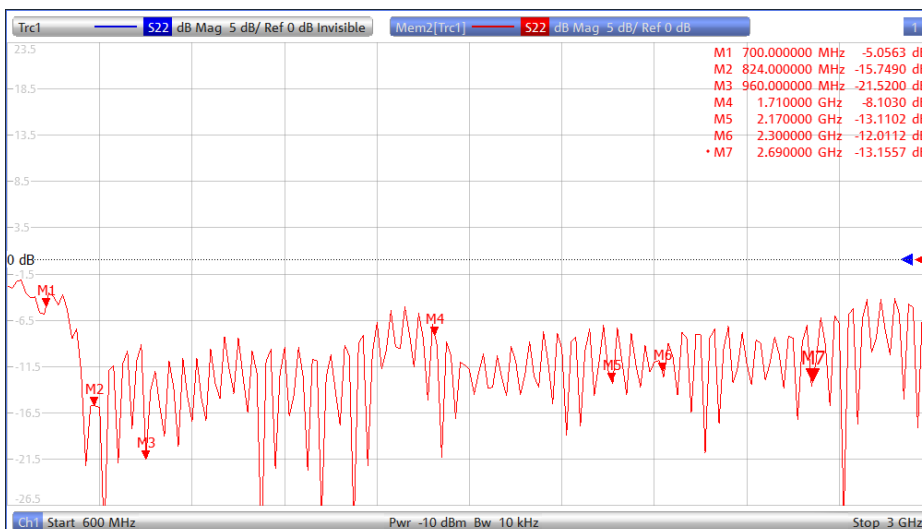
3.1 General Data

FRE (MHz)	700	824	960	1710	2170	2300	2690
VSWR	3.7	1.4	1.2	2.3	1.6	1.7	1.6
Return Loss	-5.1	-15.7	-21.5	-8.1	-13.1	-12.0	-13.2
Eff (%)	11.5	65.0	54.4	58.1	46.0	61.4	52.3
Average Gain(dB)	-9.4	-1.8	-2.6	-2.4	-3.4	-2.1	-2.8

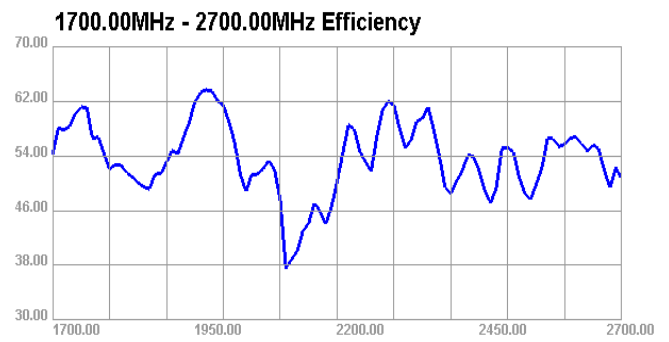
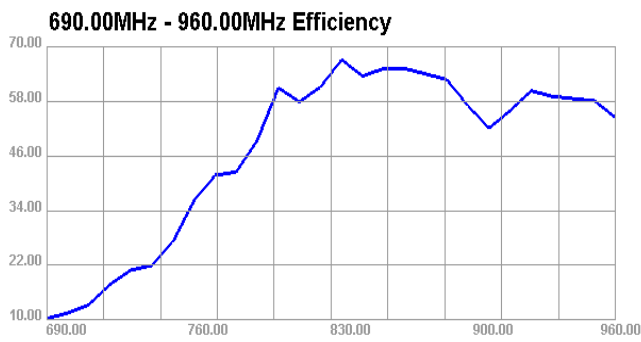
3.1.1 VSWR



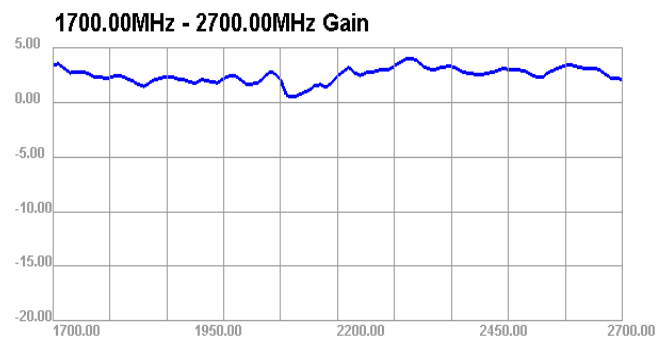
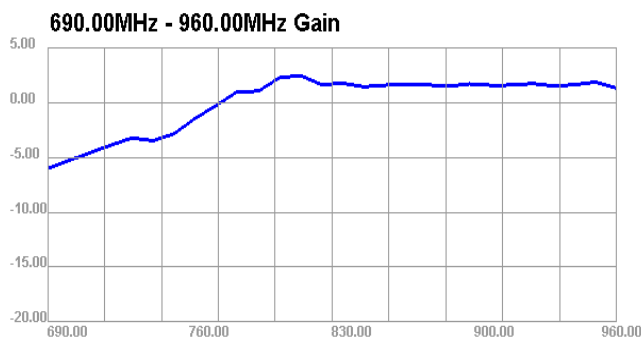
3.1.2 Return Loss



3.1.3 Efficiency

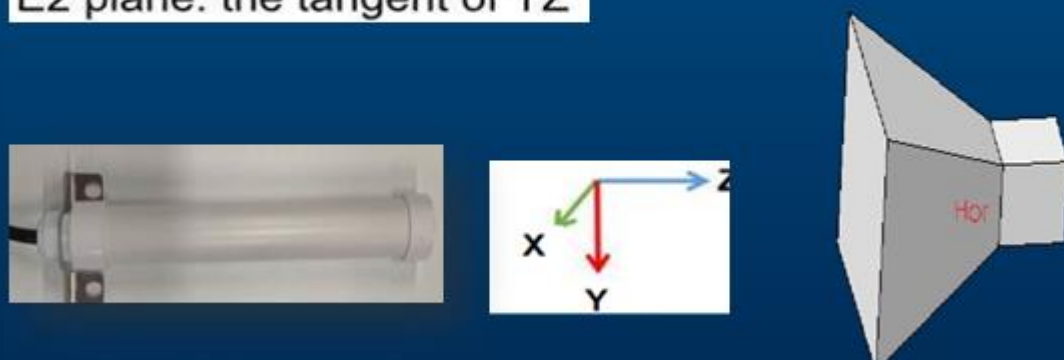


3.1.4 Gain

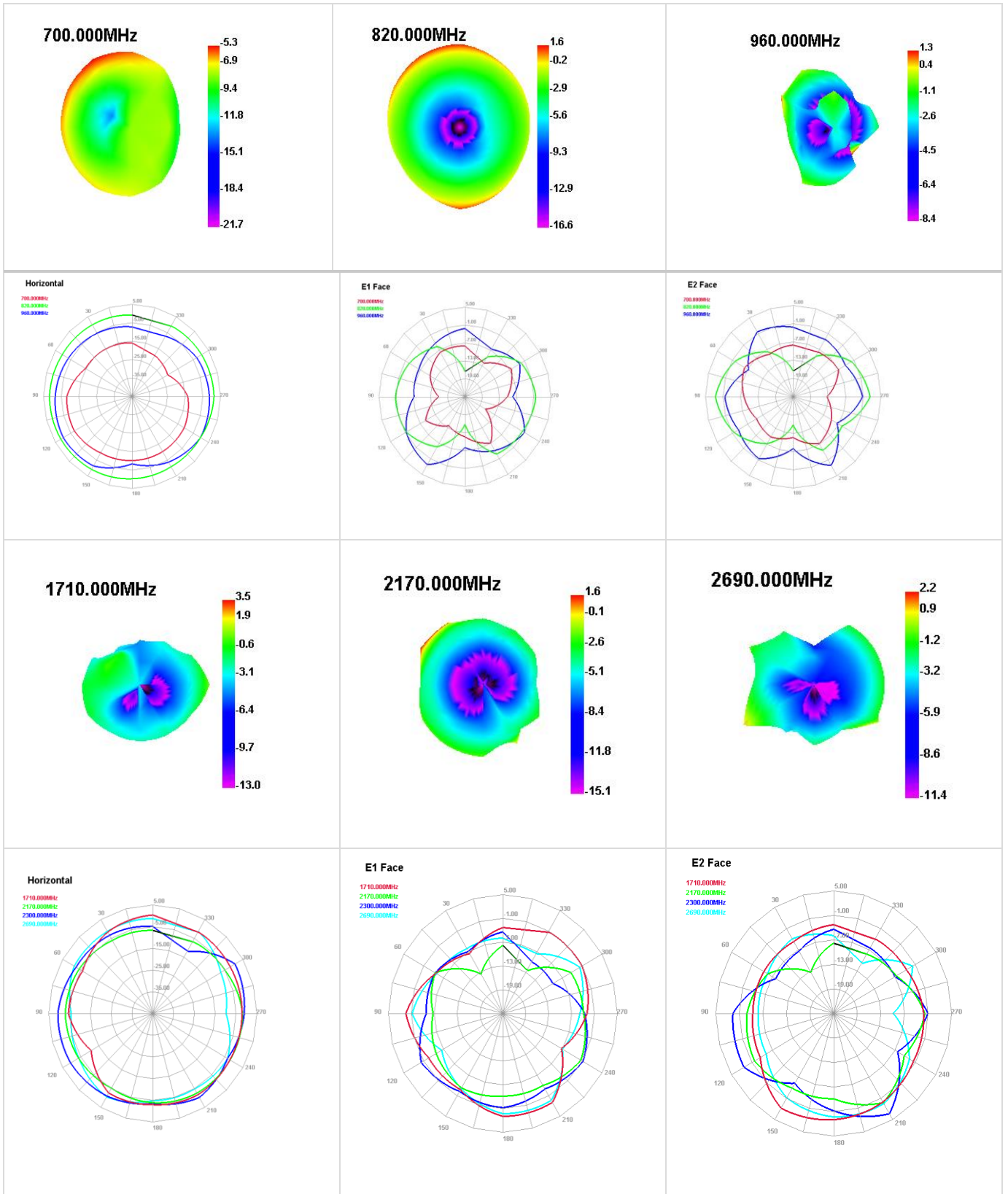


3.1.5 Directional Pattern

H plane: the tangent of XY
 E1 plane: the tangent of XZ
 E2 plane: the tangent of YZ



$\theta = 0$
 $\phi = 0$





4. Antenna Drawing

