Vertical fitting mount for PC board [WVS series] (10 pcs / pack)

- Possible to put additional small PCB in vertical on the main PCB by fixing this part with screw.
- WVS-1: Possible to make 5mm-space from the PCB. (So it is possible to mount the component (less than 5mm) between 2PCBs.)
- Possible to fix the additional PCB with M2 screw (Refer 2M, 2.6M, 3M, 4M series in case of using plastic screw.)
- Material Resin part: PPS Black（UL94V-0）
  Metal part: Brass（Nickel plating）
- Applicable PCB thickness: 1.6t、1.0t、0.6t
- Screw to fix WVS series: M3　P=0.5 screw
- Screw to fix the additional PCB: M2　P=0.4 screw

■Part number

Part number	A	Applicable PCB thickness（mm）
WVS-1-1.6-M3	1.75	1.6
WVS-1-1.0-M3	1.15	1.0
WVS-1-0.6-M3	0.75	0.6
WVS-1-1.6-3.2	1.75	1.6
WVS-1-1.0-3.2	1.15	1.0
WVS-1-0.6-3.2	0.75	0.6
WVS-2-1.6-M3	1.75	1.6
WVS-2-1.0-M3	1.15	1.0
WVS-2-0.6-M3	0.75	0.6
WVS-2-1.6-3.2	1.75	1.6
WVS-2-1.0-3.2	1.15	1.0
WVS-2-0.6-3.2	0.75	0.6

■Instruction for use

- Please Don't do the screwing M2 so strong, otherwise. this part will be open.
- Please do the screwing at the point that screw contact to the PCB. （Please fix the screw by the screw-lock etc）

■Example of use



WVS-1-□-M3



WVS-1-□-3.2



WVS-2-□-M3



WVS-2-□-3.2

■Dimensional drawing

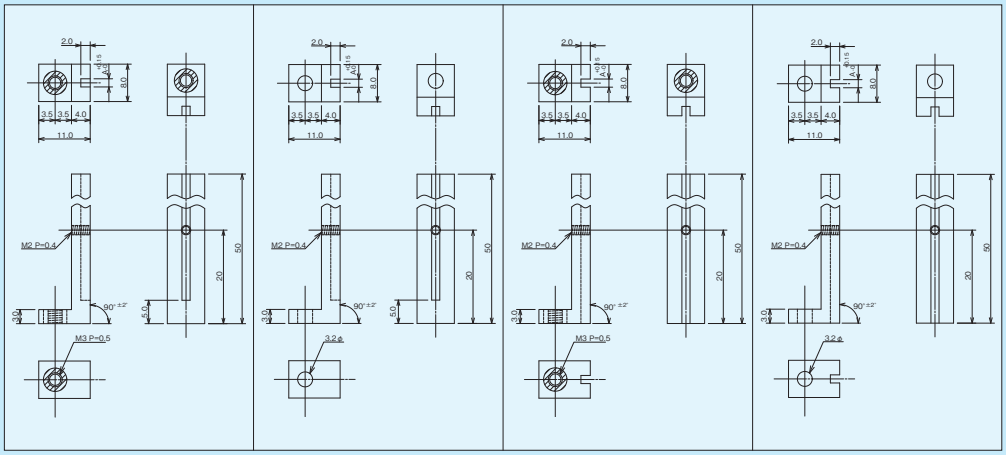

WVS-1-□-M3　WVS-1-□-3.2　WVS-2-□-M3　WVS-2-□-3.2

■Fitting position（reference drawing）

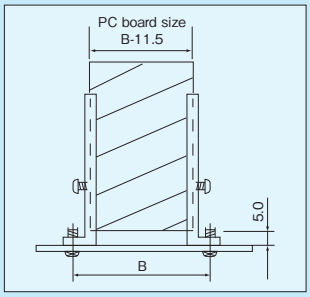

WVS-1-□-□

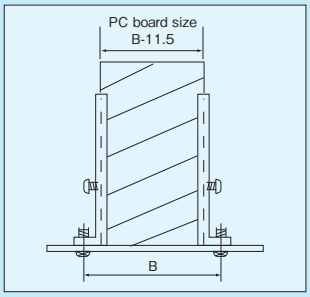

WVS-2-□-□