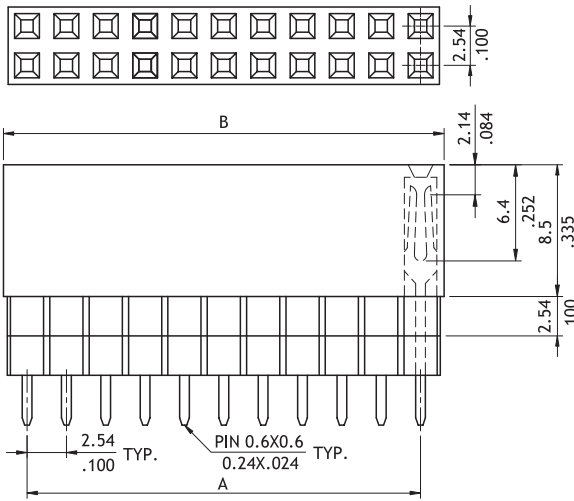



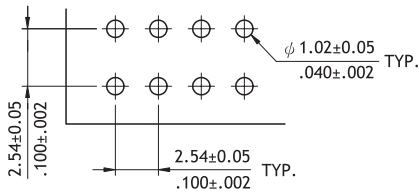
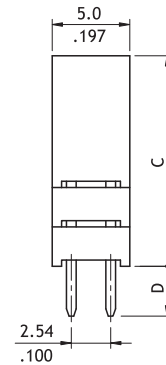
CB96 Series 2.54mm(.100") Dual Row Elevated Female Headers

© Mates with CH81, CH84 and CH85 series

RoHS Compliant



A = 2.54 * No. of Spaces
 B = A + 3.04



Recommended PCB Layout

Option Codes	Dimension	
	C	D
00	11.05(.435)	2.3(.091)
1Y	11.05(.435)	7.3(.287)
2Y	13.59(.535)	4.8(.189)
3Y	16.13(.635)	2.3(.091)
1Z	11.05(.435)	12.2(.480)
2Z	13.59(.535)	9.6(.378)
3Z	16.13(.635)	7.1(.280)
4Z	18.67(.735)	4.6(.181)
2W	13.59(.535)	3.4(.134)
2V	13.58(.535)	3.0(.118)

Ordering Code

① CB 9 6 ② 8 0 ③ 2 ④ V ⑤ 1 ⑥ 00

- ① Series No.
- ② No. of Circuits: 06 to 80
- ③ Plating Code: 2 = Gold flash over Nickel
- ④ Tail Style: V = Vertical
- ⑤ Color: 1 = Black
- ⑥ Other Options: see option code table
 *Special options consult manufacturer