

# Specification for approval

<b>Description(产品类型):</b>	Encapsulated transformer
<b>Customer(客户)p/n:</b>	
<b>ZETTLER(赛特勒) p/n:</b>	BV20XXXX005
<b>Revision(版本号):</b>	A5
<b>页 数/Page:</b>	6

**Drafted(制作):** Li xiaoxu

**Checked(审核):** Chen chaolu

**Approved(确认):** He zongnian



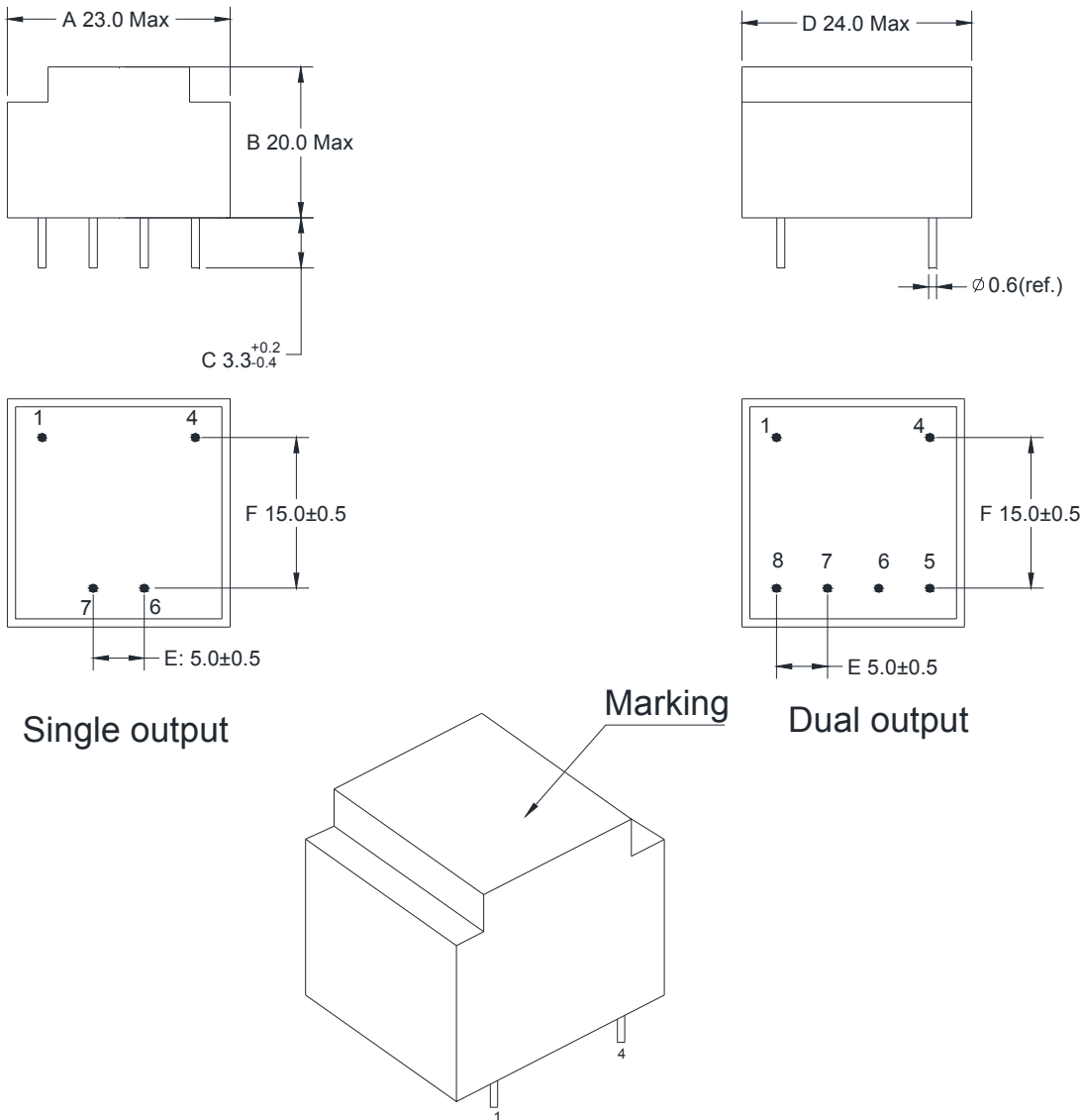
A5	2022/03/04	remove not CE conform parts for EU market	Stöckel
A4	2021/11/26	Add VDE ambient TEMP. into marking	Li xiaoxu
A3	2021/11/25	Add VDE and UL ambient TEMP. in the precautions for use.	Li xiaoxu
A2	2021/11/4	Add VDE logos into marking	Li xiaoxu
A1	2020/12/28	Merge the data code into the marking	Li xiaoxu
Rev.	Date	Description	Approved

**Approved by Customer (客户确认) :** \_\_\_\_\_

Friendly Reminder: Please help to sign this Spec when approve , and fax to our company .Or else, we will consider you have accepted it and make future order based on this Spec.

友情提示:请在签字确认后,按封面的传真号码回传给赛特勒磁电有限公司.如无回传,则视为默认,后续的相关订单将以按本承认书的规定为技术要求.

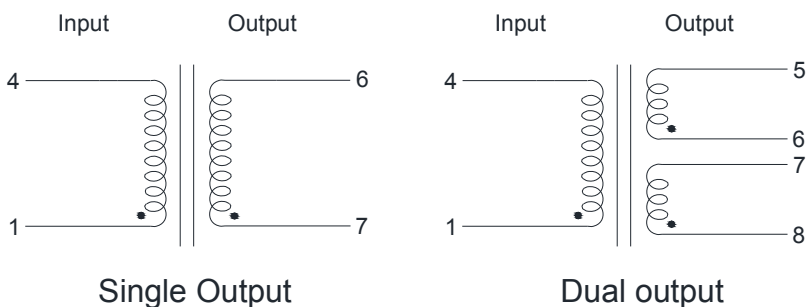
## 1、OUTLINE DRAWING(外形图):UNIT(单位): mm




### Notes :

- ◆ PCB opening aperture is recommended to be 1.1mm; (建议 PCB 开孔孔径为 1.1mm)
- ◆ If PIN layout and footprint have slightly deviation, please refer to actual PCB assembly, the ones can be normally inserted into PCB is qualified . (PIN 距、排距尺寸测量有偏差时, 以 PCB 下板实装确认, 可正常下板为合格)
- ◆ The Pin length doesn't include the solder tip (PIN 脚长度不包括锡尖)

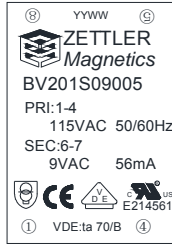
## 2、SCHEMATIC(原理图):



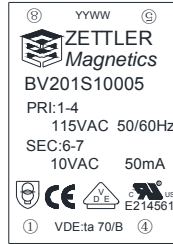
### 3、Marking (标签图)



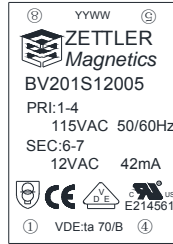
BV201S06005



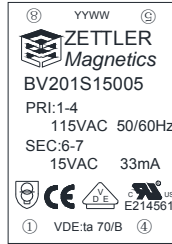
BV201S09005



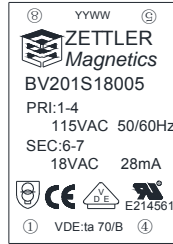
BV201S10005



BV201S12005



BV201S15005



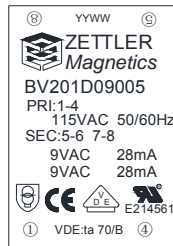
BV201S18005



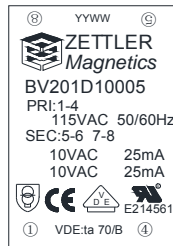
BV201S24005



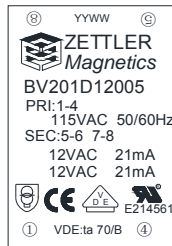
BV201D06005



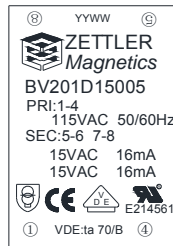
BV201D09005



BV201D10005



BV201D12005



BV201D15005



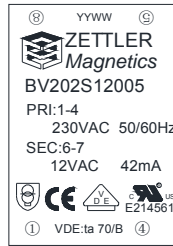
BV202S06005



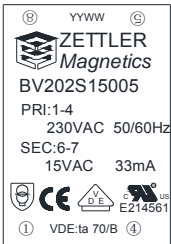
BV202S09005



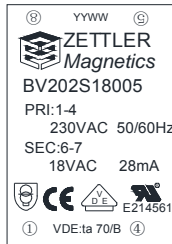
BV202S10005



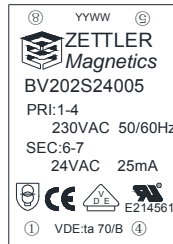
BV202S12005



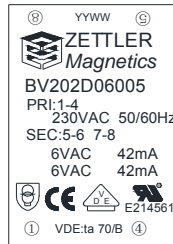
BV202S15005



BV202S18005



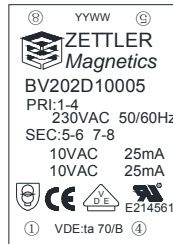
BV202S24005




BV202D06005



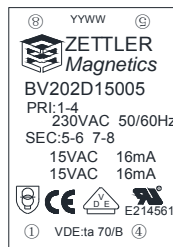
BV202D09005



BV202D10005



BV202D12005



BV202D15005

YY:Year WW:Week

## 4-1、ELECTRICAL SPECIFICATION(电气特性测试)(Single Output 单输出):

ITEM (项目)	EXCITATION CURRENT 空载电流(mA) Max	LOSS POWER 空载损耗 (W) Max	RATED LOAD VOLTAGE 负载电压(V)	NO LOAD VOLTAGE 空载电压(V) max	HI-POT VOLTAGE 耐压	INSULATION RESISTANCE 绝缘阻抗	RESISTANCE 直流电阻(Ω)	
测试条件 TEST CONDITION	Input 输入:115V 50Hz		Input 输入:115V 50Hz		1mA/1S/ 50Hz	DC 500V 100MΩ	Ta=25℃	
端子 TERMINAL	1--4		6--7	6--7	P--S	P--S	1--4	6--7
BV201S06005	25	0.8	6.3±10% @ 83.3mA	10.5	2800V	DC 500V 100MΩ MIN	2100±20%	23±20%
BV201S09005	25	0.8	9.5±10% @ 55.6mA	14.5			2100±20%	46±20%
BV201S10005	25	0.8	10.5±10% @ 50mA	16.5			2100±20%	58.5±20%
BV201S12005	25	0.8	12.5±10% @ 41.7mA	20.0			2100±20%	83.8±20%
BV201S15005	25	0.8	15.5±10% @ 33.3mA	24.5			2100±20%	125±20%
BV201S18005	25	0.8	18±10% @ 27.8mA	28.9			2100±20%	193±20%
BV201S24005	25	0.8	24±10% @ 20.8mA	38.5			2100±20%	335±20%
测试条件 TEST CONDITION	Input 输入:230V 50Hz		Input 输入:230V 50Hz				1mA/1S/ 50Hz	DC 500V 100MΩ
端子 TERMINAL	1--4		6--7	6--7	P--S	P--S	1--4	6--7
BV202S06005	12	0.8	6.3±10% @ 83.3mA	10.5	4200V	DC 500V 100MΩ MIN	8700±20%	23±20%
BV202S09005	12	0.8	9.5±10% @ 55.6mA	14.5			8700±20%	46±20%
BV202S10005	12	0.8	10.5±10% @ 50mA	16.5			8700±20%	58.5±20%

BV202S12005	12	0.8	12.5±10% @ 41.7mA	20.0			8700±20%	83.8±20%
BV202S15005	12	0.8	15.5±10% @ 33.3mA	24.5			8700±20%	125±20%
BV202S18005	12	0.8	18±10% @ 27.8mA	28.9			8700±20%	193±20%
BV202S24005	12	0.8	24±10% @ 20.8mA	38.5			8700±20%	335±20%

## 4-2、ELECTRICAL SPECIFICATION(电气特性测试)(Dual output 双输出):

ITEM (项目)	EXCITATION CURRENT 空载电流(mA) Max	LOSS POWER 空载损耗 (W) Max	RATED LOAD VOLTAGE 负载电压(V)		NO LOAD VOLTAGE 空载电压(V) max	HI-POT VOLTAGE 耐压	INSULATION RESISTANCE 绝缘阻抗	RESISTANCE 直流电阻(Ω)		
测试条件 TEST CONDITION	Input 输入:115V 50Hz		Input 输入:115V 50Hz			1mA/1S/ 50Hz	DC 500V 100MΩ	Ta=25℃		
端子 TERMINAL	1--4		5--6	7--8	5--6 7--8	P--S	P--S	1--4	5--6	7--8
BV201D06005	25	0.8	6.3±10% @ 41.8mA	6±10% @ 41.8mA	2×10.5	2800V	DC 500V 100MΩ MIN	2100±20%	31±20%	44±20%
BV201D09005	25	0.8	9.5±10% @ 27.8mA	9±10% @ 27.8mA	2×14.5			2100±20%	91±20%	102±20%
BV201D10005	25	0.8	10.5±10% @ 25mA	10±10% @ 25mA	2×16.5			2100±20%	115±20%	129±20%
BV201D12005	25	0.8	12.5±10% @ 20.8mA	12±10% @ 20.8mA	2×20			2100±20%	161±20%	181±20%
BV201D15005	25	0.8	15.5±10% @ 16.7mA	15±10% @ 16.7mA	2×24.5			2100±20%	245±20%	295±20%

测试条件 TEST CONDITION	Input 输入:230V 50Hz		Input 输入:230V 50Hz			1mA/1S/ 50Hz	DC 500V 100MΩ	Ta=25℃		
端子 TERMINAL	1--4		5--6	7--8	5--6 7--8	P--S	P--S	1--4	5--6	7--8
BV202D06005	12	6.3±10% @ 41.8mA	6±10% @ 41.8mA	2×10.5	2×9.7	4200V	DC 500V 100MΩ MIN	8700±20%	31±20%	44±20%

BV202D09005	12	9.5±10% @ 27.8mA	9±10%@ 27.8mA	2×14.5	2×14.7	4200V	DC 500V 100MΩ MIN	8700±20%	91±20%	102±20%
BV202D10005	12	10.5±10 %@ 25mA	10±10%@ 25mA	2×16.5	2×15.7			8700±20%	115±20%	129±20%
BV202D12005	12	12.5±10 %@ 20.8mA	12±10%@ 20.8mA	2×20	2×20			8700±20%	161±20%	181±20%
BV202D15005	12	15.5±10 %@ 16.7mA	15±10%@ 16.7mA	2×24.5	2×24.5			8700±20%	245±20%	295±20%

### 5、PRECAUTIONS FOR USE (产品使用注意事项):

Ambient temperature range(使用环境温度范围): -20~+70°C

Storage temperature range(保存温度范围): -20~+85°C

Ambient TEMP.(VDE): ta 70/B

Ambient TEMP.(UL): ta 40/B