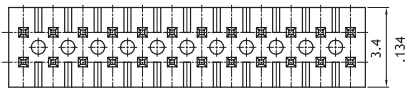



CH51 Series 1.27mm(.050") Dual Row Pin Headers

- Mates with CB50, CBC1
- Lead Free soldering process available

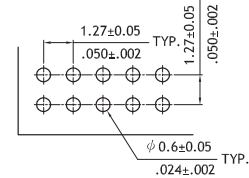
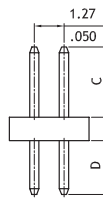
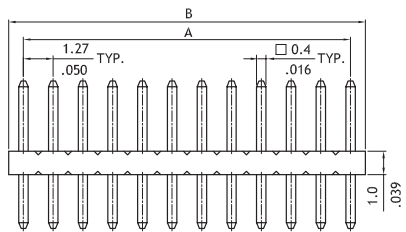
RoHS Compliant



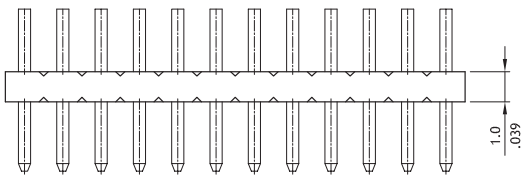
DIM. A = 1.27 X No. of Spaces
DIM. B = DIM. A + 1.27

Option Code	Pin Dimension	
	C	D
00	3.0(.118)	2.3(.091)
01	1.9(.075)	2.3(.091)
02	3.0(.118)	4.2(.165)

HN2X17-1.27

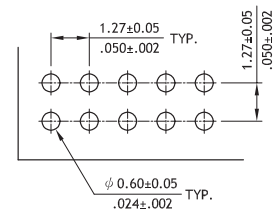
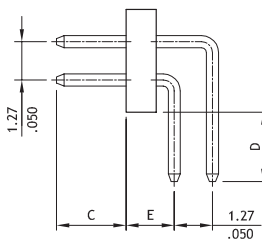
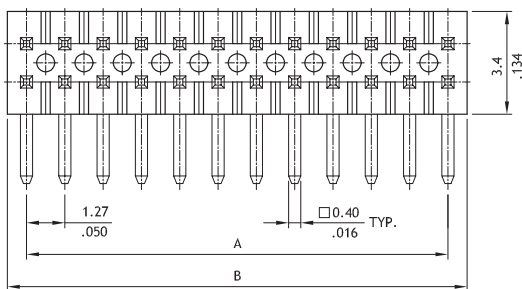


Recommended P.C. Board Layout



DIM. A = 1.27 X No. of Spaces
DIM. B = DIM. A + 1.27

Option Code	Pin Dimension		
	C	D	E
00	2.0(.079)	2.3(.091)	1.6(.063)
01	2.0(.079)	1.5(.059)	1.6(.063)



Recommended P.C. Board Layout

Ordering Code

1 CH **5** **1** **2** **4** **5** **6**
06 **2** **H** **1** **00**

- 1** Series No.
- 2** Circuits:
06 to 100 (X1= 100)
- 3** Plating code:
2= Gold flash over Nickel
*Optional plating available but MOQ requested
- 4** Tail & Mounting Style:
H= Right Angle DIP Type
V= Vertical DIP Type
- 5** Insulator Material & Color:
1= LCP, Color Black
- 6** Other options: 00= Standard
* See option code table
* Consult manufacturer for customized pin length