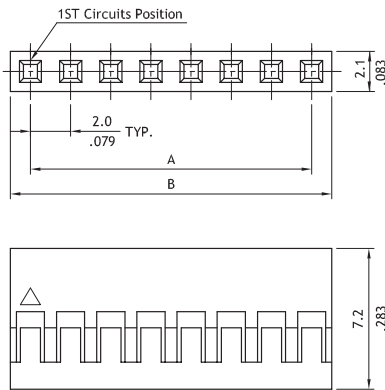
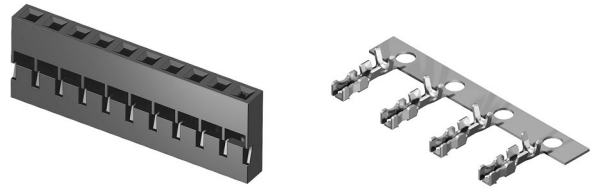


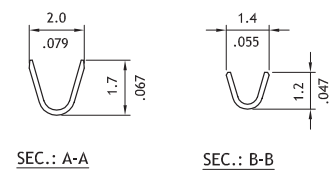
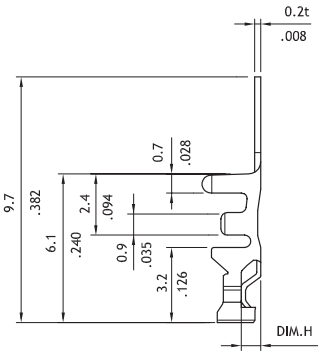
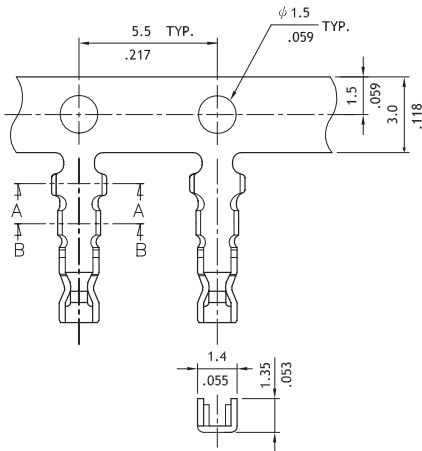
CI03 Series 2.00mm(.079") Wire to Board Connectors

- Low profile housing
- Mate with CH11 , CH21 header
- Can be used CI03 crimp clip terminal
- Insulator: Nylon 66 UL 94V-2 , Color Black
- Terminal: Gold flash plated Brass

RoHS Compliant



Circuits	Dimension		Circuits	Dimension	
	A	B		A	B
2	2.0(.079)	4.3(1.169)	17	32.0(1.260)	34.3(1.350)
3	4.0(.157)	6.3(.248)	18	34.0(1.339)	36.3(1.429)
4	6.0(.236)	8.3(.327)	19	36.0(1.418)	38.3(1.508)
5	8.0(.315)	10.3(.406)	20	38.0(1.496)	40.3(1.587)
6	10.0(.394)	12.3(.484)	21	40.0(1.575)	42.3(1.665)
7	12.0(.472)	14.3(.563)	22	42.0(1.654)	44.3(1.744)
8	14.0(.551)	16.3(.642)	23	44.0(1.732)	46.3(1.823)
9	16.0(.630)	18.3(.720)	24	46.0(1.800)	48.3(1.902)
10	18.0(.709)	20.3(.799)	25	48.0(1.890)	50.3(1.980)
11	20.0(.787)	22.3(.878)	26	50.0(1.969)	52.3(2.059)
12	22.0(.866)	24.3(.957)	27	52.0(2.047)	54.3(2.138)
13	24.0(.945)	26.3(1.035)	28	54.0(2.126)	56.3(2.217)
14	26.0(1.024)	28.3(1.114)	29	56.0(2.205)	58.3(2.295)
15	28.0(1.102)	30.3(1.193)	30	58.0(2.283)	60.3(2.374)
16	30.0(1.181)	32.3(1.272)			



Wire Range	Insulation Diameter	Reel Qty
AWG #26-#30	1.35 (.053) MAX.	10,000 PCS.

Ordering Code

CI03 30 S 0010

- ① Series No.
- ② No. of Circuits: 02 to 20 (standard)
21 to 30 (MOQ requested)
- ③ S= housing
- ④ Other options:
0010= Color Black
*Special options consult manufacturer

CI03 T01 2 B P 0

- ① Series No.
- ② Type: T01= AWG #26-#30
- ③ Plating:
2= Gold flash over Nickel
- ④ Material: B= Brass
- ⑤ Plating method: P= Post Plating
- ⑥ Other options:
0= Low insertion force (DIM.H= 0.46mm)
H= High insertion force (DIM.H= 0.55mm)