

ADELIA-110-M

~24° medium beam

SPECIFICATION:

Dimensions	Ø 109.8 mm
Height	57.9 mm
Fastening	snaps
ROHS compliant	yes ⓘ

MATERIALS:

Component	Type	Material	Colour	Finish	Coating
ADELIA-110-M	Reflector	Aluminium	metal	gloss	Anodized



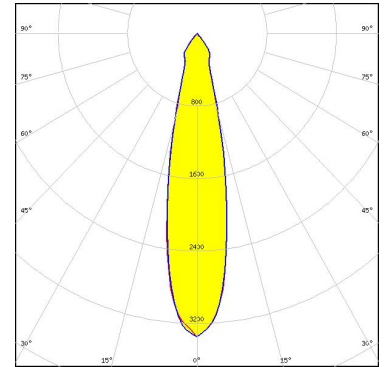
ORDERING INFORMATION:

Component	Qty in box	MOQ	MPQ	Box weight (kg)
C18320_ADELIA-110-M » Box size: 400 x 280 x 280 mm	360	60	60	13.7

OPTICAL RESULTS (SIMULATED):



LED V18 Gen 8-9
FWHM / FWTM 22.0° / 48.0°
Efficiency 84 %
Peak intensity 3.4 cd/lm
LEDs/each optic 1
Light colour/type White
Required components:
C18323_ADELIA-110-ADAPTER-C

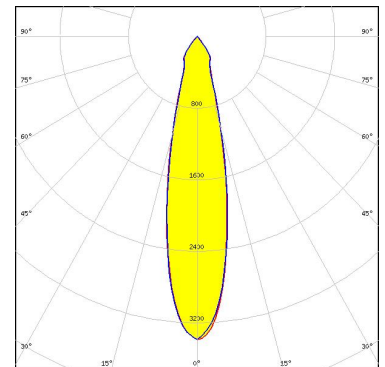


Bender Wirth: 639b Hekla XL

Light distribution files



LED V22 Gen 8-9
FWHM / FWTM 24.0° / 52.0°
Efficiency 87 %
Peak intensity 3.4 cd/lm
LEDs/each optic 1
Light colour/type White
Required components:
C18323_ADELIA-110-ADAPTER-C

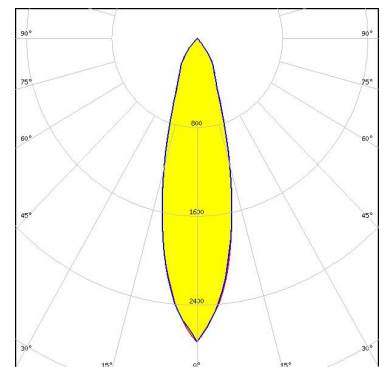


Bender Wirth: 631b Hekla XL

Light distribution files






LED Vero SE 29
FWHM / FWTM 27.0° / 64.0°
Efficiency 89 %
Peak intensity 2.7 cd/lm
LEDs/each optic 1
Light colour/type White
Required components:



Light distribution files

OPTICAL RESULTS (SIMULATED):



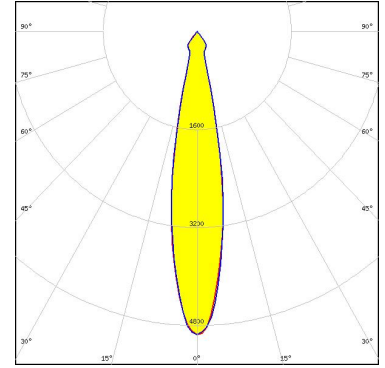
OPTICAL RESULTS (SIMULATED):



LED CXA/B 15xx
 FWHM / FWTM 20.0° / 34.0°
 Efficiency 89 %
 Peak intensity 5 cd/lm
 LEDs/each optic 1
 Light colour/type White

Required components:

F17436_HEKLA-G2-D
 C18323_ADELIA-110-ADAPTER-C



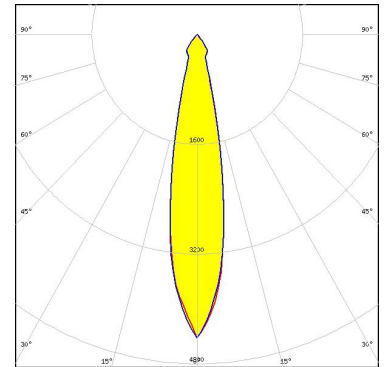
Light distribution files



LED CXA/B 1830
 FWHM / FWTM 20.0° / 38.0°
 Efficiency 89 %
 Peak intensity 4.4 cd/lm
 LEDs/each optic 1
 Light colour/type White

Required components:

C18323_ADELIA-110-ADAPTER-C



Light distribution files

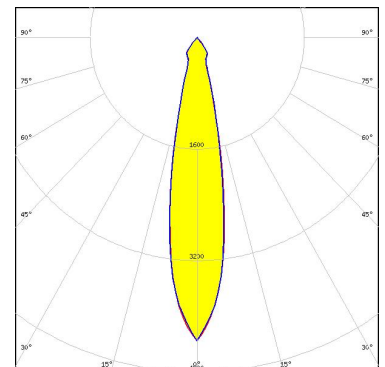
Bender Wirth: 637b Hekla



LED LUXEON CoB 1208
 FWHM / FWTM 20.0° / 38.0°
 Efficiency 89 %
 Peak intensity 4.4 cd/lm
 LEDs/each optic 1
 Light colour/type White

Required components:

C18324_ADELIA-110-ADAPTER-B



Light distribution files

Bender Wirth: 632a Bayonet50

OPTICAL RESULTS (SIMULATED):

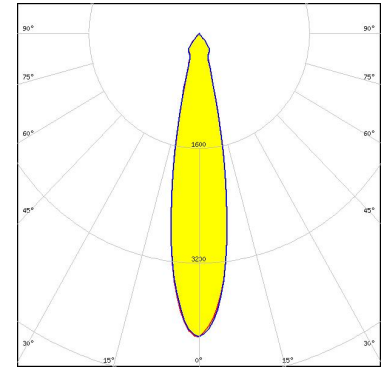


LED COB J-Type
FWHM / FWTM 22.0° / 40.0°
Efficiency 89 %
Peak intensity 4.2 cd/lm
LEDs/each optic 1
Light colour/type White

Required components:

C18324_ADELIA-110-ADAPTER-B

Bender Wirth: 663a Bayonet50



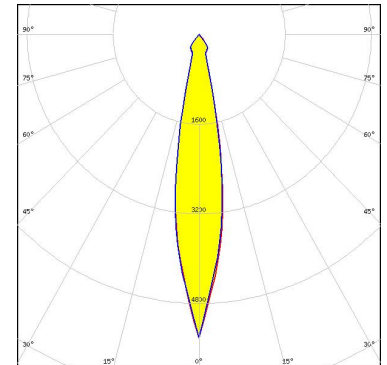
Light distribution files



LED LC003D / LC006D / LC009D / LC013D
FWHM / FWTM 18.0° / 34.0°
Efficiency 89 %
Peak intensity 5.4 cd/lm
LEDs/each optic 1
Light colour/type White

Required components:

F17435_HEKLA-G2-C
C18323_ADELIA-110-ADAPTER-C



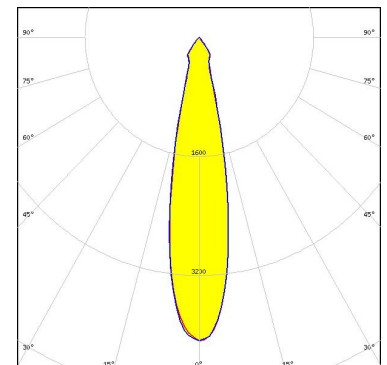
Light distribution files



LED LC016D / LC019D / LC026D / LC033D
FWHM / FWTM 22.0° / 42.0°
Efficiency 90 %
Peak intensity 4.1 cd/lm
LEDs/each optic 1
Light colour/type White

Required components:

F17438_HEKLA-G2-I
C18323_ADELIA-110-ADAPTER-C

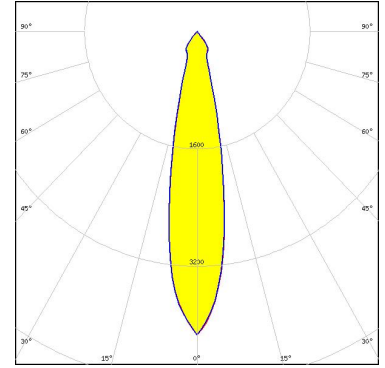


Light distribution files

OPTICAL RESULTS (SIMULATED):

SAMSUNG

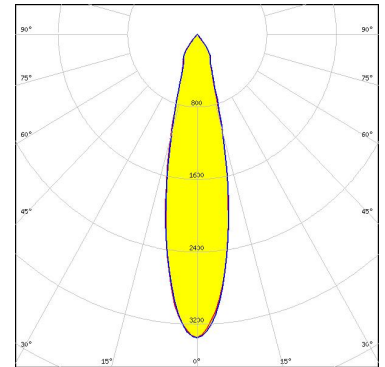
LED LC016D / LC019D / LC026D / LC033D
FWHM / FWTM 21.0° / 40.0°
Efficiency 89 %
Peak intensity 4.1 cd/lm
LEDs/each optic 1
Light colour/type White
Required components:
F17438_HEKLA-G2-I
C18323_ADELIA-110-ADAPTER-C



Light distribution files

SAMSUNG

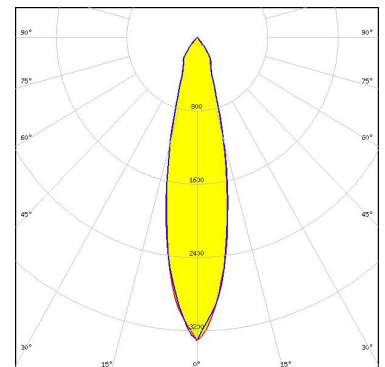
LED LC040D / LC060D / LC080D
FWHM / FWTM 24.0° / 55.0 + 54.0°
Efficiency 91 %
Peak intensity 3.4 cd/lm
LEDs/each optic 1
Light colour/type White
Required components:
C18324_ADELIA-110-ADAPTER-B



Light distribution files



LED MJT COB LES 22
FWHM / FWTM 24.0° / 56.0°
Efficiency 89 %
Peak intensity 3.3 cd/lm
LEDs/each optic 1
Light colour/type White
Required components:
C18324_ADELIA-110-ADAPTER-B



Bender Wirth: 631a Bayonet50

GENERAL INFORMATION:

NOTE: The typical beam angle will be changed by different color, chip size and chip position tolerance. The typical total beam angle is the full angle measured where the luminous intensity is half of the peak value.

Due to use of high power COB's with this product, special attention to proper thermal design is highly recommended. LEDiL has no liability for direct, indirect or consecutive damages arising from the LEDiL products being used outside of the recommended temperature range.

MATERIALS:

As part of our continuous research and improvement processes, and to ensure the best possible quality and availability of our products, LEDiL reserves the right to change material grades without notice.

PRODUCT DATA USER AGREEMENT AND DISCLAIMER:

The measured data in the provided downloadable LEDiL Product Datasheets and Mechanical 2D-Drawings is rounded and provided as reference for planning. LEDiL Oy's optical specifications have been verified by conducting performance testing of the products in accordance with the company's quality system. The reported data are averaged results of multiple measurements with typical variation. LEDiL Oy reserves the right to without prior notification make changes and improvements to its products.

LEDiL Oy assumes neither warranty, nor guarantee nor any other liability of any kind for the contents and correctness of the provided data. The provided data has been generated with highest diligence but the provided data may in reality not represent the complete possible variation range of all intrinsic parameters. Therefore, in certain cases a deviation from the provided data could occur.

LEDiL Oy reserves the right to undertake technical changes of its products without further notification which could lead to changes in the provided data. LEDiL Oy assumes no liability of any kind for the possible deviation from any provided data or any other damage resulting from the usage of the provided data.

The user agrees to this disclaimer and user agreement with the download or usage of the provided files.

LEDiL Oy

Joensuunkatu 13
FI-24240 SALO
Finland

LEDiL Inc.

228 West Page Street
Suite D
Sycamore IL 60178
USA

Ledil Optics Technology (Shenzhen) Co., Ltd.

405 , Block B
Casic Motor Building
Shenzhen 518057
P.R.CHINA

Local sales and technical support

[www.ledil.com/
where_to_buy](http://www.ledil.com/where_to_buy)

Shipping locations

Poznan, Poland
Hong Kong, China

Distribution Partners

[www.ledil.com/
where_to_buy](http://www.ledil.com/where_to_buy)