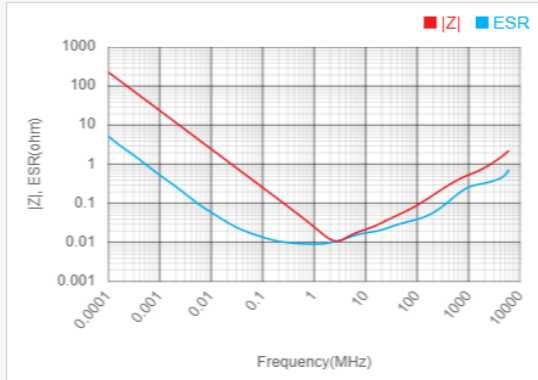


# CL05A106MP5NUN

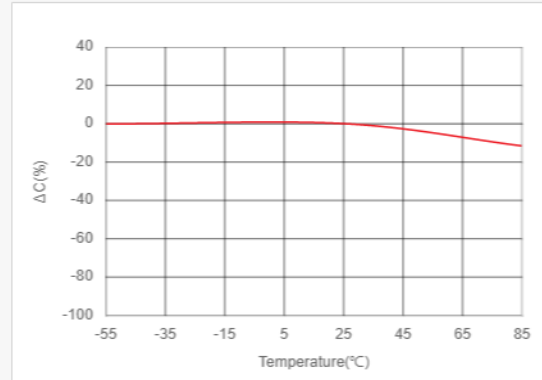
## Specifications

| Property | Nominal Capacitance | Capacitance Tolerance | Rated Vdc | TCC | Size                              | Length      | Width       | Thickness   |
|----------|---------------------|-----------------------|-----------|-----|-----------------------------------|-------------|-------------|-------------|
| Value    | 10.0uF              | ±20%                  | 10.0Vdc   | X5R | 0402(unit:inch),<br>1005(unit:mm) | 1.00±0.20mm | 0.50±0.20mm | 0.50±0.20mm |

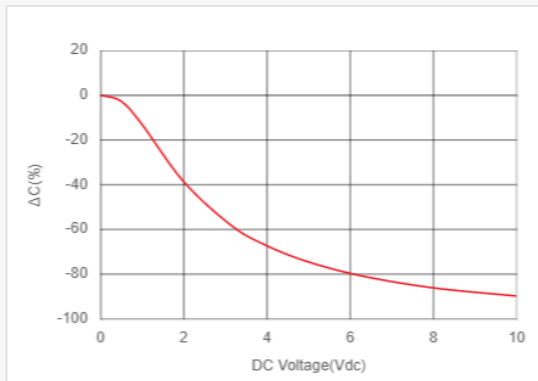
## Data Graph



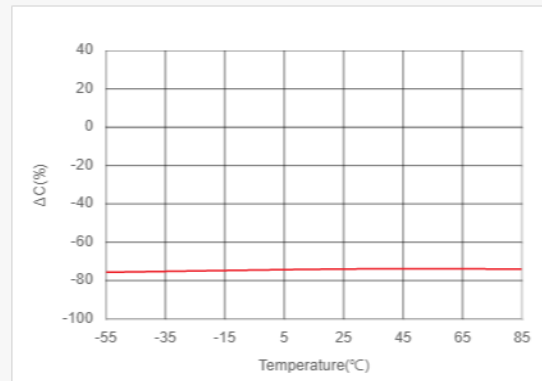
**Frequency Characteristics**  
Network Analyzer



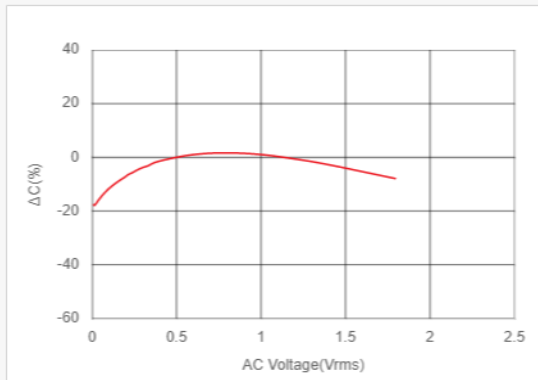
**Temperature Characteristics of Capacitance(TCC)**  
LCR meter, 1kHz, 0.5Vrms



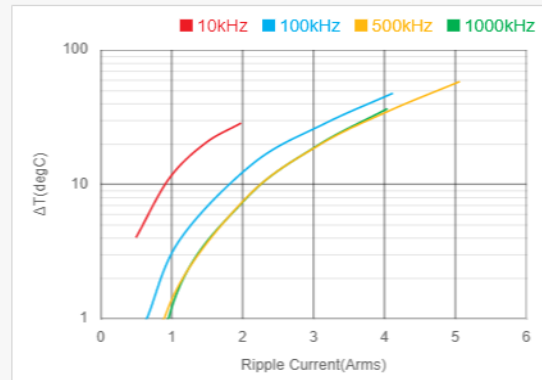
**DC Bias Characteristics**  
LCR meter, 1kHz, 0.5Vrms



**Bias TCC Characteristics**  
LCR meter, 1kHz, 0.5Vrms, 5Vdc



**AC Voltage Characteristics**  
LCR meter, 1kHz



**Temperature Rise by Ripple Current**



Any data in this sheet are subject to change, modify or discontinue without notice. The data sheets include the typical data for design reference only. If there is any question regarding the data sheets, please contact our sales personnel or application engineers.