

# Euromas II

## Enclosure, polycarbonate



EM 214 F-LP  
Order no.: 62214400

\* = Available on request.

### Characteristics

Colour of enclosure group  
Light grey

Protection class  
IP 65

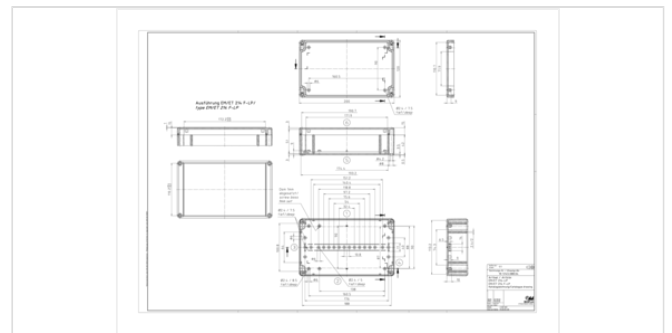
Enclosure Material  
ABS, PC (UV stabilised); seal made of CR; for details see Technical Information

Scope of delivery  
Lid and base, self-tapping coarse-pitch thread lid screws made of V2A

### Dimensions

Dimensions  
200 x 120 x 57 mm

### Product drawing



## Technical documentation / Downloads

### Technical drawings

3D product data in STEP format: 62214400 EM-214-F-LP.stp (1.7 MB)

Drawing for mechanical processing: 62214400 EM-214-F-LP-G.dxf (2.4 MB)

Milling contours are shown here as a DXF file. (Sub D, USB, HDMI, cable glands, ...)

Product drawing in PDF format: 62214400 EM-214-F-LP.pdf (93.2 KB)

Product drawing in DXF format: 62214400 EM-214-F-LP.dxf (943.0 KB)

### Product information

euromas-ii en.pdf (1.0 MB)

## Important!

---

To compensate for pressure when temperatures change and cause moisture in the enclosure, we recommend that you use a pressure compensation element.

» Additional information

## Matching accessories

---



### Rubber feet

22009000 GF

Polyurethane, 65-75 Shore

Black



### Mast mounting, stainless steel V2A, uncoated

96500122 MH 122

96500220 MH 220



### DIN rails DIN EN 60715 TH 15, galvanised steel

22151901 TS 15.190.1

For EM/ET 214, EM/ET 221-223, EM/ET 232, EM/ET 237, BCD 200, B 2213..



### DIN rails DIN EN 60715 G 32, galvanised steel

22321901 TS 32.190.1


For EM/ET 214, EM/ET 221-223, EM/ET 232, EM/ET 237, B 22130.



### DIN rails DIN EN 60715 TH 35, galvanised steel

22351901 TS 35.190.1

For EM/ET 214, EM/ET 221-223, EM/ET 232, EM/ET 237, BCD 200, B 2213..



### Mounting panels, laminated paper

22214001 M

For EM/ET 214\*\*




### Wall brackets, screw-on at rear

22010000 EM-WL



### Screw covers

22080000 EM-SA



### Universal rubber feet for stability of the enclosures on all surfaces

35800300 BOP-GF

Polyurethane, 65-75 Shore

Transparent



### Screws (SHR) and distance bolts (DIBLZ) for mounting bosses in plastic enclosures

59006219 SHR Z KA30x6

SD = 3.0 / ND = 2.4-2.6 / KD = 5.3