



## Addressable S Shape LED strip



### Product Description

This is a flexible-addressable-cuttable-bendable led strip,

There are 48pcs LEDs in a meter and 3 LED in one set

and it's only cuttable 3 leds (65mm length),

The width is 2.5mm on the conner (between 2 LED),



White color painting with a Arrow on each LED  
guide the direction of signal,

5mm width PCB ,3M tape attached on backside of flex  
and it comes 1m per reel,

But you can connect as many as you can just make sure  
feed enough power to it,

We only provide this strip IP20 only



## Product Datasheet


Product Number	S005048CA3SA1
Light Source	SMD 5050 RGB
Beam Angle	120°
LED Quantity	48 leds/m
Emitting Color	RGB
Luminance(MCD/M)	R: 19200 G: 33600 B: 9120
Control	SK6812
Operating Voltage	DC5V
Power (W)	12W/M
Size (mm)	L 5000* W 5
IP	IP 20/IP 65
Net Weight	0.045kg/roll
Operation Temperature	- 40 ~ 50 °C

## Application



Hotels ,restaurants, nights clubs, edge light

Recreational machines, playstation



Living rooms, coffee / wine bars, back lighting

TV, dancefloor background, shopping malls,

## Strip IP Rate





## Curve Lune

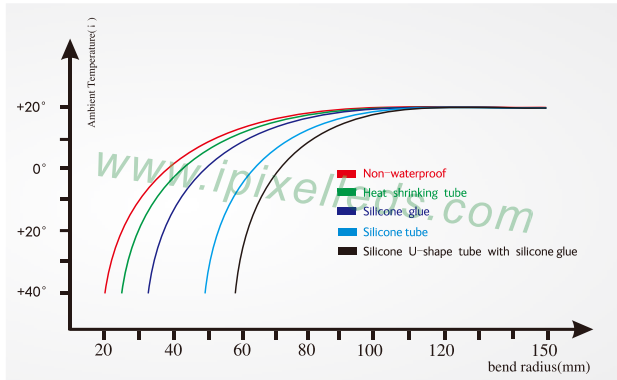
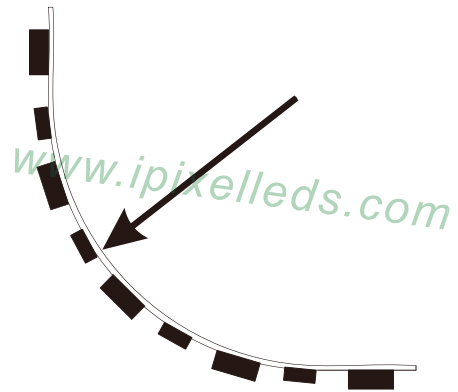
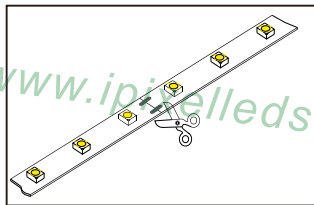


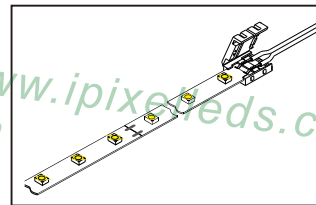
Diagram2: Bend Curve



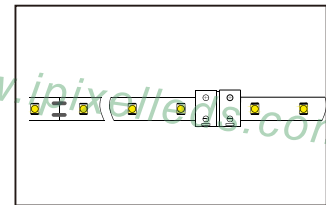
## Installation



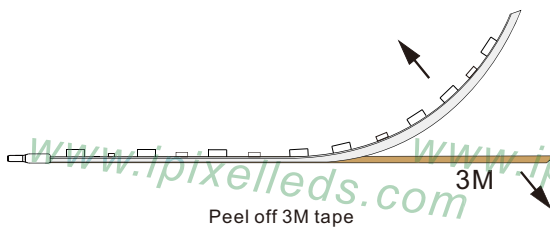
Cut in specific location




Put the PCB in the space between clip and connector, make the clips exactly aim at welding point



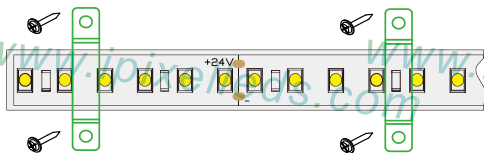
Close the cover of connector



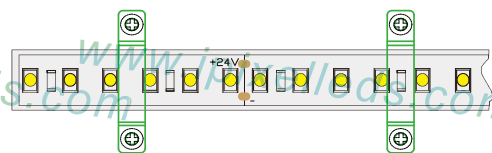
Peel off 3M tape



Stick the 3M



Install with clips



Fix with screws

## Accessories (Excluded)



Screws



Silicone clip

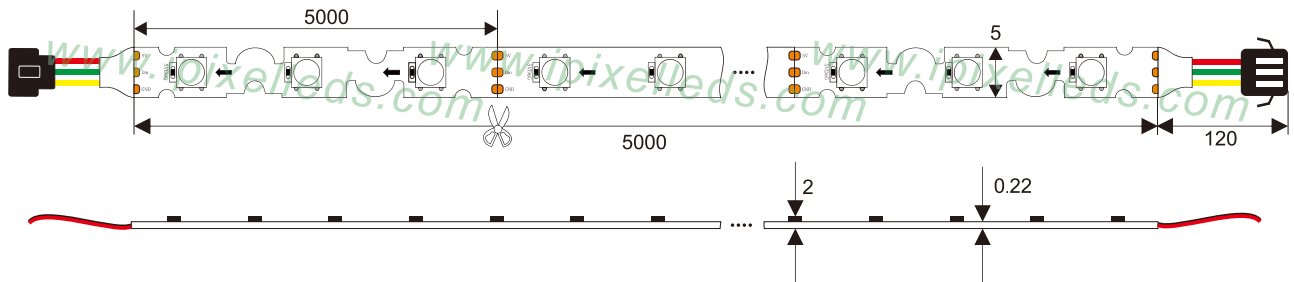


End cap



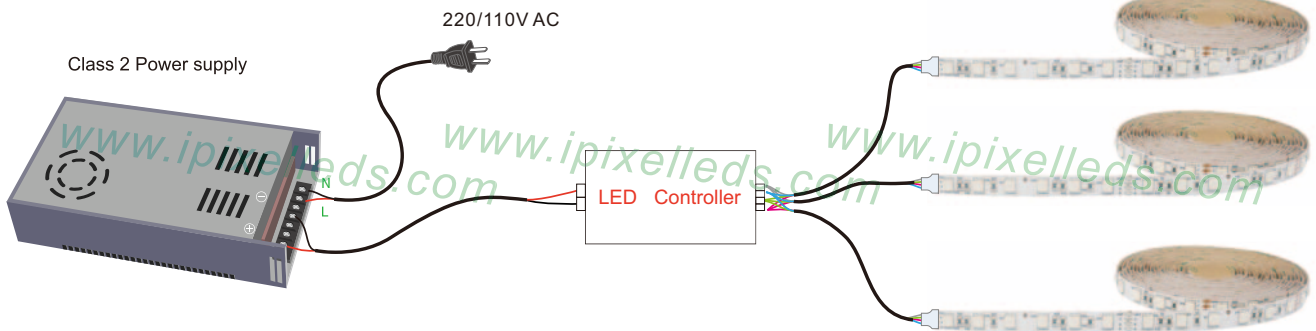
# iPixel LED Light Co., Ltd

## Outline Dimension (unit:mm)



## Connection

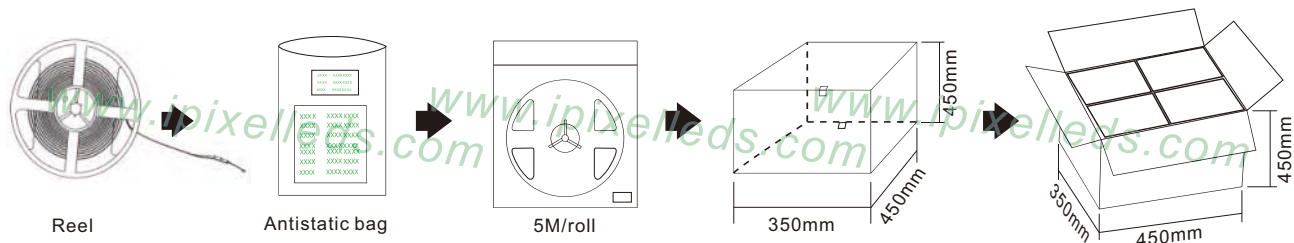
RGB LED strip light



### NOTES

1. Please apply different IP rate products according to different environment conditions;
2. Only install with Class 2 power unit
3. Do not install it when power is on. Before powering on, please make sure the wiring is correct;
4. Avoiding damaging the circuit or other component on the strip;
5. Avoid dragging, do not over bending during installation;
6. In order to get the best lighting effect, please do not connect overlong;
7. Please do not stare at the light for along time when it is working to protect your eyes;
8. Installation required by a qualified electrician
9. Supply cable – R/C (AVLV2/8), external use style, rated minimum 300 V, 80 °C, minimum 22 AWG

## Product packaging



Product number	Standard length	Quantity / volume	outer carton size	Weight(kg)/reel
S005048CA3SA1(IP20)	1M	240 Reels	L450xW350xH450mm	0.13kg
/				/
/				/
/				/
/				/