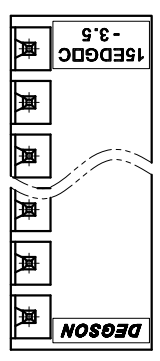
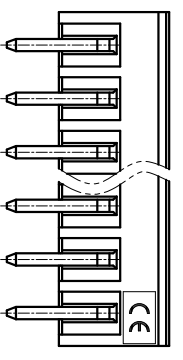
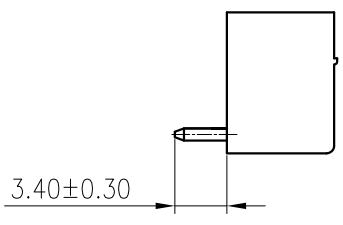
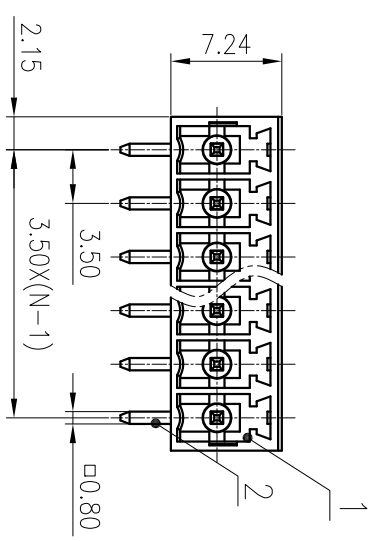
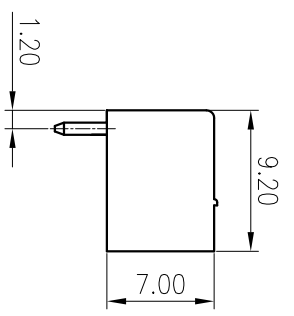
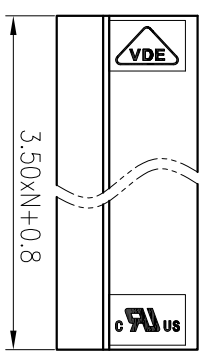
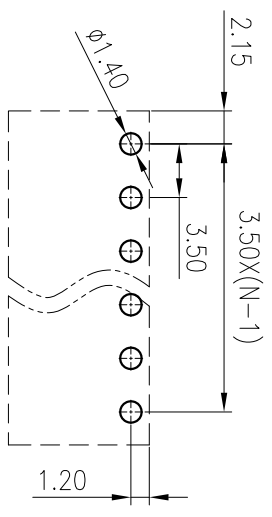


公差 (General Tolerances)(mm)		0	>3	>6	>10	>18	>30	>50	>80	>120	>180	>250	>315	>400	>500	0.1/10
~	~	3	6	10	18	30	50	80	120	180	250	315	400	500	>500	±2
±0.12	±0.18	±0.22	±0.26	±0.31	±0.37	±0.57	±0.80	±0.93	±1.05	±1.15	±1.60	±2.20	±2.50			±2

文 管 中
研 发 专 心
2020.03.19
(仅限内部使用, 对外无效)



PCB LAYOUT



ITEM	NAME OF PART	MATERIAL	NOTES
2	Pin	Copper Alloy	Sn Plated
1	Housing	PA66	UL94V-0

UL 标准/UL Standard:		B	C	D
额定电压/电流/Rated Voltage(V)/Current(A)		300/8	/	300/8
额定脉冲电压(KV)/Rate Impulse Voltage(KV)				
可距/Pitch(mm)/线数范围/Poles		3.50/N=02~24P		
使用温度范围/Operating temperature(°C)		-40~+105		
符合RoHS环保要求/Conform to RoHS		Yes		

MATERIAL:	SURFACE: /	
MAT NO.:	/	
STATUS:	/	
APPD: Lan CHH	2020.03.19	NAME:
CHKD: Yu JZh	2020.03.19	DRAWING NO.: 15EDGRC-3.5-C02
DRFT: Yz	2015.10.12	TYPE: CUSTOMER DRAWING
SIZE: A4	(mm)	SCALE: 2:1
REV	T1	SHEET
1/1		

宁波高松电子有限公司
NINGBO DEGSON ELECTRICAL CO., LTD

15EDGRC-3.5-XXP-1Y-00A(H)

REV	ECN	DESCRIPTION	DRFT	DATE
(1)		Drawing Update	GenK	2020.03.19