

OT FIT 50/220...240/300 D L

OPTOTRONIC FIT D L | Linear / Area Constant Current – Non dimmable



Product family features

- Line frequency: 0 Hz | 50 Hz | 60 Hz
- Versatile scope of application due to output power range of up to 50 W
- Supply voltage: 220...240 V
- Available with output current range: up to 350 mA
- Non-isolated drivers

Product family benefits

- Small housing design
- Fixed current
- Lifetime: up to 100,000 h (temperature at $T_c = 65\text{ °C}$, max. 10 % failure rate)
- High quality of light thanks to low output ripple current
- High efficiency
- Fulfill safety requirement due to overload, overtemperature, Hot Plug protection

Areas of application

- Linear lighting for office, education, industry, storage areas and retail
- Installation in emergency lighting systems according to IEC 61347-2-13, appendix J
- Suitable for installation in emergency lighting systems according to EN 60598-2-22
- Suitable for luminaires of protection class I

Technical data

Electrical data

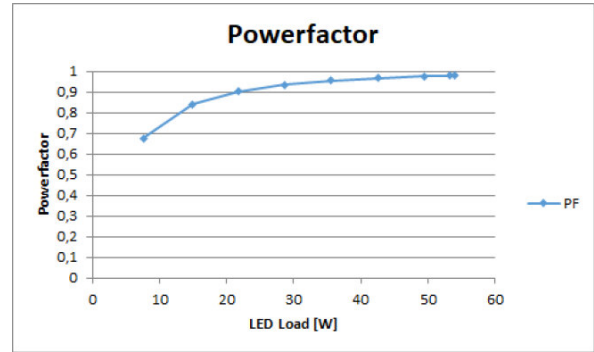
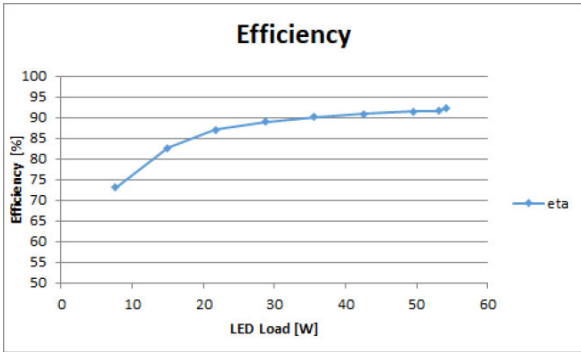
Nominal input voltage	220...240 V
Mains frequency	0/50/60 Hz
Input voltage AC	198...264 V ¹⁾
Input voltage DC	176...276 V
Current set	Fixed current
Total harmonic distortion	< 20 %
Power factor λ	> 0.95
Efficiency in full-load	90 % ²⁾
Device power loss	5.0 W ³⁾
Protective conductor current	<2.0 mA
Max. ECG no. on circuit breaker 10 A (B)	35
Max. ECG no. on circuit breaker 16 A (B)	56
Max. ECG no. on circuit breaker 25 A (B)	89
Surge capability (L/N-Ground)	2 kV
Surge capability (L-N)	1 kV
Nominal output voltage	54...175 V
U-OUT (working voltage)	< 250 V
Nominal output current	300 mA ⁴⁾
Output current tolerance	± 10 %
Output ripple current (100 Hz)	≤ 5 %
Output PSTLM	≤ 1
Output SVM	≤ 0.4
Nominal output power	16.2...52.5 W
Maximum output power	52.5 W
Galvanic isolation	Non isolated
Galvanic isolation primary/secondary	-
Default output current	300 mA

¹⁾ Permitted voltage range

²⁾ at 230 V, 50 Hz

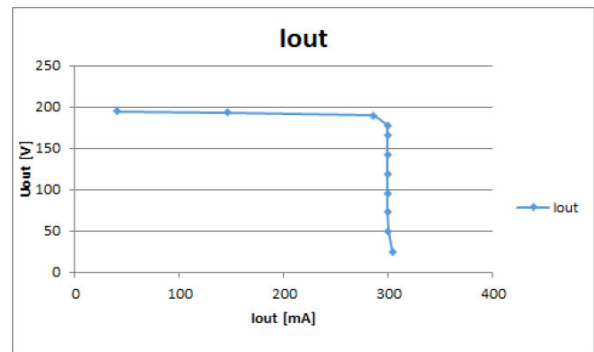
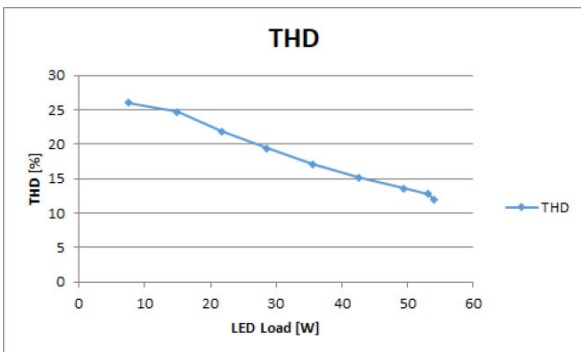
³⁾ Maximum

⁴⁾ ± 5 %



OT FIT 50220-240D L Typical Efficiency vs. Load (230 V 50 Hz)

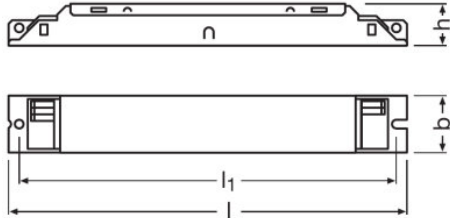
OT FIT 50220-240D L Typical Power Factor vs. Load



OT FIT 50220-240D L Typical THD Vs Load

OT FIT 50220-240D L Typical Iout vs Rset (LEDset2 mode)

Dimensions & weight



Mounting hole spacing, length	200.0 mm
Product weight	125.00 g
Cable cross-section, input side	0.5...1.5 mm ²
Cable cross-section, output side	0.5...1.5 mm ²
Wire preparation length, input side	8.5...9.5 mm
Wire preparation length, output side	8.5...9.5 mm
Length	210.0 mm
Width	30.0 mm
Height	21.0 mm

Colors & materials

Casing material	Metal
-----------------	-------

Temperatures & operating conditions

Ambient temperature range	-15...+50 °C
Maximum temperature at tc test point	75 °C
Max.housing temperature in case of fault	110 °C
Temperature range at storage	-25...85 °C
Permitted rel. humidity during operation	5...85 % ¹⁾

¹⁾ Maximum 56 days/year at 85 %

Lifespan

ECG lifetime	50000 / 100000 h ¹⁾
--------------	--------------------------------

¹⁾ At maximum $T_c = 75^\circ\text{C}$ / 10% failure rate / At $T_c = 65^\circ\text{C}$ / 10% failure rate

Capabilities

Dimmable	No
----------	----

Product datasheet

Overheating protection	Automatic reversible
Overload protection	Automatic reversible
Short-circuit protection	Automatic reversible
No-load proof	Yes
Intended for no-load operation	No
Max. cable length to lamp/LED module	2.0 m ¹⁾
Suitable for fixtures with prot. class	I
Suitable for emergency lighting	Yes
Type of connection, input side	Push terminal
Type of connection, output side	Push terminal
Number of channels	1

¹⁾ Output wires must be routed as close as possible to each other

Certificates & standards

Approval marks – approval	CE / EL / VDE-ENEC / VDE-EMC / EAC / CCC / BIS / RCM
Standards	Acc. to EN 61347-1/Acc. to EN 61347-2-13/Acc. to EN 55015/Acc. to EN 61547/Acc. to EN 61000-3-2/Acc. to EN 62384/Acc. to EN 62386
Protection class	I
Type of protection	IP20

Logistical data

Commodity code	850440839000
----------------	--------------

Environmental information

Information according Art. 33 of EU Regulation (EC) 1907/2006 (REACH)	
Date of Declaration	24-05-2023
Primary Article Identifier	4052899469884
Candidate List Substance 1	Lead
CAS No. of substance 1	7439-92-1
Safe Use Instruction	The identification of the Candidate List substance is sufficient to allow safe use of the article.
Declaration No. in SCIP database	543a5a91-93d9-44b4-8ed8-12d7d05432b7

Download Data

File

Product datasheet

	Certificates OT ENEC 40038085 010322
	Certificates CCC certificate China Origin
	Certificates LED drivers EMC 40011668 300922
	Certificates CCC Certificate 2017171002001468
	Declarations of conformity OT FIT D L CE 4292770 150222
	Declarations of conformity OT FIT D L UK DoC 4289774 140222
	CAD data OT FIT D L IGS 261119
	CAD data OT FIT D L STEP 261119
	CAD Data 2-dim OT FIT D L CAD2PDF 261119
	CAD data 3-dim OT FIT D L CAD3PDF 261119

Ecodesign regulation information:

Intended for use with LED modules.

The forward voltage of the LED light source shall be within the defined operating window of the control gear in all operating conditions including dimming if applicable.

Separate control gear and light sources must be disposed of at certified disposal companies in accordance with Directive 2012/19/EU (WEEE) in the EU and with Waste Electrical and Electronic Equipment (WEEE) Regulations 2013 in the UK. For this purpose, collection points for recycling centres and take-back systems (CRSO) are available from retailers or private disposal companies, which accept separate control gear and light sources free of charge. In this way, raw materials are conserved and materials are recycled.

Logistical Data

Product code	Product description	Packaging unit (Pieces/Unit)	Dimensions (length x width x height)	Volume	Gross weight
4052899469884	OT FIT 50/220...240/300 D L	Shipping carton box 20	234 mm x 161 mm x 101 mm	3.81 dm ³	2665.00 g

The mentioned product code describes the smallest quantity unit which can be ordered. One shipping unit can contain one or more single products. When placing an order, for the quantity please enter single or multiples of a shipping unit.

Product datasheet

Disclaimer

Subject to change without notice. Errors and omission excepted. Always make sure to use the most recent release.