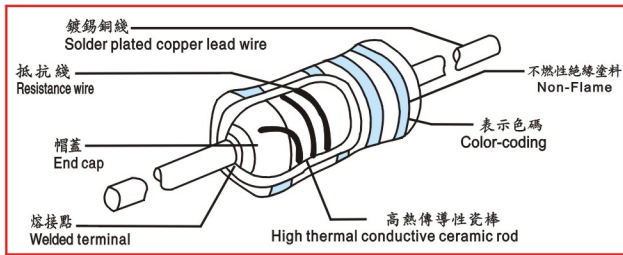


製品介紹 INTRODUCTION

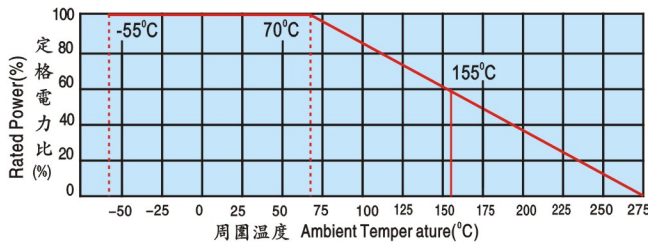
KNP 繞線電阻器具有高抗熱性、耐脈衝性及高信賴性等特性，適用於各種較大功率回路。

KNP, Wire wound resistor, is with the features of superior heat and pulse resistance as well as high reliability. it is suitable for high-power circuits of electronic devices.

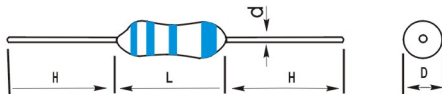
構造 CONSTRUCTION



負荷輕減曲線 DERATING CURVE



形狀 STYLE



尺寸 DIMENSIONS

形名		尺寸 Dimensions (mm)				額定功率 Power Rating	電阻值範圍 Resistance Range
TYPE		L	D	d	H		
普通型 Normal size	KNP1/2W	9.0±1.0	3.2±0.5	0.50±0.02	25±3	0.5W	0.01Ω~600Ω
	KNP1W	11.0±1.0	4.5±0.5	0.65±0.02	25±3	1W	0.01Ω~6K
	KNP2W	15.0±1.0	5.0±1.0	0.70±0.02	25±3	2W	0.01Ω~12K
	KNP3W	17.0±1.0	6.0±1.0	0.70±0.02	25±3	3W	0.01Ω~15K
	KNP4W	24.0±1.0	7.5±1.0	0.70±0.02	25±3	4W	0.01Ω~15K
	KNP5W	24.0±1.0	7.5±1.0	0.70±0.02	25±3	5W	0.01Ω~20K
	KNP6W	24.0±1.0	7.5±1.0	0.70±0.02	25±3	6W	0.01Ω~20K
	KNP8W	32.0±1.0	8.5±1.0	0.70±0.02	25±3	8W	0.01Ω~25K
	KNP10W	32.0±1.0	8.5±1.0	0.70±0.02	25±3	10W	0.01Ω~30K
	KNP12W	37.0±1.0	8.5±1.0	0.70±0.02	25±3	12W	0.01Ω~33K
	KNP15W	42.0±1.0	8.5±1.0	0.70±0.02	25±3	15W	0.01Ω~36K
小型化 Small size	KNP20W	52.0±1.0	8.5±1.0	0.70±0.02	25±3	20W	0.01Ω~47K
	KNP30W	77.0±1.0	8.5±1.0	0.70±0.02	25±3	30W	0.01Ω~50K
	KNP1WS	9.0±1.0	3.2±0.5	0.50±0.02	25±3	1W	0.01Ω~6K
	KNP2WS	11.0±1.0	4.5±0.5	0.65±0.02	25±3	2W	0.01Ω~12K
	KNP3WS	15.0±1.0	5.0±1.0	0.70±0.02	25±3	3W	0.01Ω~15K
KNP5WS	17.0±1.0	6.0±1.0	0.70±0.02	25±3	5W	0.01Ω~15K	

訂貨方式 HOW TO ORDER

KNP	1/4W	T52	J	10K
種類 Type	預定電力 Power Rating	形狀/包裝方式 Form/ Packaging	電阻值誤差率 Resistance Toler ance	公稱電阻值 Nominal Resistance
	1/2W 5W 1WS 1W 7W 2WS 2W 8W 3WS 3W 10W 5WS	S Bulk (Straight) M Bulk, M-Form series (Horizontal Forming) U Buld, U-Form series (Vertical Forming) Txx Boxed (52.63.73.83mm width taping)	J ±5% K ±10% M ±20% M ±20% G ±2% F ±1%	3-Digit: E-24, 12 Series e.g. OR12 = 0.12Ω 120R = 120Ω 1K2 = 1.2KΩ

特長 FEATURES

- 高抗熱性 Superior heat resistance
- 耐脈衝性 Superior pulse resistance
- 高信賴性 High reliability
- 可生產無感 Can Offering Non-Inductive

特性 CHARACTERISTICS

試驗項目 Test Items	規格值 Specified Value
溫度系數 Temp. coefficient of resistance	±300 PPM/°C
短時間過負荷 Short time overload	±(2%+0.05Ω)
耐電壓 Dielectric withstanding voltage	無損壞的異狀 No evidence of damage
絕緣抵抗 Insulation resistance	Over 10 ¹⁰ MΩ
端子強度 Terminal strength	無損壞的異狀 No evidence of damage
耐久性(耐濕負荷) Moisture load life	±(5%+0.05Ω)
耐久性(定格負荷)70°C Load life at 70°C	±(5%+0.05Ω)
溫度循環 Temper ature cycling	±(2%+0.05Ω)
焊錫耐熱性 Resistance to soldering heat	±(2%+0.05Ω)
焊錫附著性 Resistance to soldering heat	Over 95%
耐溶劑性 Resistance to solvent	無損壞的異狀 No evidence of damage
不燃性 Flame proof	無損壞的異狀 No evidence of damage

表面溫度上升 SURFACE TEMP. RISE

