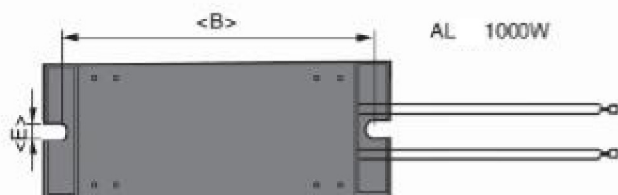
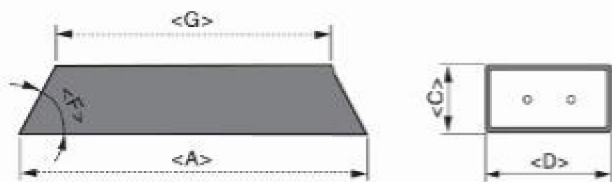
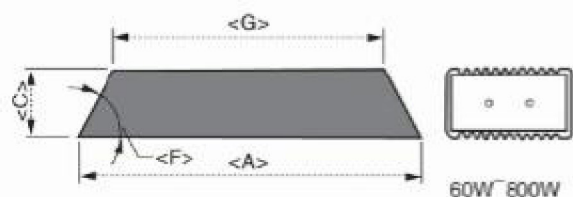


AL LARGE CAPACITY METAL-CLAD WIRE WOUND RESISTOR

SRPASSIVES



SPECIFICATIONS

(W) Power Rating	Dimensions (mm)							(Ω) Resistance Range
	A ± 2	B ± 2	C ± 1	D ± 1	E ± 1	F ± 1	G ± 2	
AL - 60W	115	100	20	40	5.2	45°	75	0.1~10K
AL - 80W	140	125	20	40	5.2	45°	100	0.1~10K
AL - 100W	165	150	20	40	5.2	45°	125	0.1~10K
AL - 120W	190	175	20	40	5.2	45°	150	0.15~15K
AL - 150W	215	200	20	40	5.2	45°	175	0.15~15K
AL - 200W	165	150	30	60	5.2	60°	130	0.3~20K
AL - 300W	215	200	30	60	5.2	60°	180	0.5~30K
AL - 400W	265	250	30	60	5.2	60°	230	0.5~30K
AL - 500W	240	225	40	80	5.2	60°	195	0.5~30K
AL - 600W	335	320	30	60	5.2	60°	300	1~50K
AL - 800W	400	385	40	80	5.2	60°	355	1~50K
AL - 1000W	400	380	50	100	5.2	60°	345	1~100K

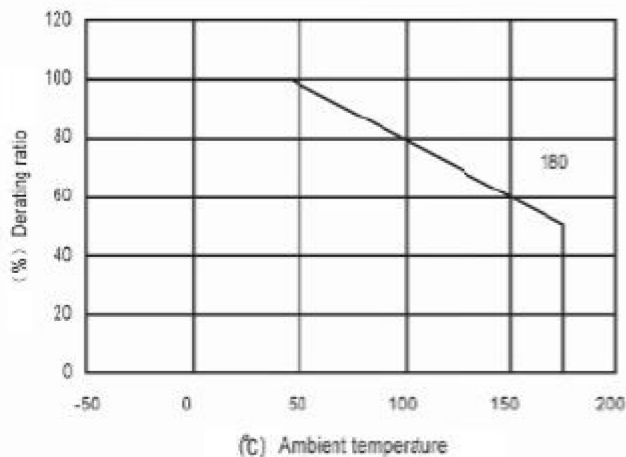
AL LARGE CAPACITY METAL-CLAD WIRE WOUND RESISTOR

SRPASSIVES

ELECTRICAL PERFORMANCE

Characteristics	Limits	
Resistance and resistance tolerance	Resistance nominal	Resistance tolerance
	$1\Omega \leq R$ $1\Omega > R$	$\pm 5\%$ (J) $\pm 10\%$ (K)
Temperature coefficient	$\pm 200\text{ppm}/^\circ\text{C}$ max.	
Power rating load	$\Delta R/R \leq \pm(1\% + 0.05\Omega)$ (temperature) 350°C max.	
Short-time overload	$\Delta R/R \leq \pm(2\% + 0.05\Omega)$	
Insulation resistance	DC500V 100M Ω min.	
Dielectric withstanding voltage	$\Delta R/R \leq \pm(1\% + 0.05\Omega)$ AC2000V 1 minute	

Power Derating Curve



Temperature Rise

